

# Te Pū Wairākau

## How to compost.

Here are some words and phrases to use when teaching your child how to compost.

Nā Joshua Hoehne te whakaahua mai i te whāraki Unsplash.



## He Rāraki Kupu (Vocab List)

Taumata 1 (Level 1)		Taumata 2 (Level 2)		Taumata 3 (Level 3)	
1. wairākau	compost	1. kōwhiri	to select	1. waro	carbon (C)
2. whakarite(a)	to prepare	2. whāiti	to be small	2. hauota	nitrogen (N)
3. tiaki(tiakina)	to look after	3. whakatō	to plant	3. konupūmā	calcium (Ca)
4. whakaranu(a)	to mix	4. taupoki(tia)	to cover	4. pararopi	organic waste
5. whakainu(mia)	to give drink to	5. apaapa	layers	5. parakai	kitchen waste

## Kā Tohutohu (Instructions)

1. Māhau te tūmomo haka e kōwhiri. He pū, he ipu, he pouaka rānei. You can choose what type. A natural pile, a bin or you could construct something. You could also buy a compost system.
2. Me noho te pū wairākau ki tētahi wāhi e whitia ai e te rā. Choose a sunny position for your compost system.
3. Whakapapahia te pū wairākau ki kā mea parāone (waro) me kā mea kākāriki (hauota). Kia whāiti te teitei o ia papa, pēnā iho me te roa o tōhou kōiti. Prepare your compost in layers that are a blend of carbon and nitrogen so that each layer is no bigger than your little finger.

### Hauota

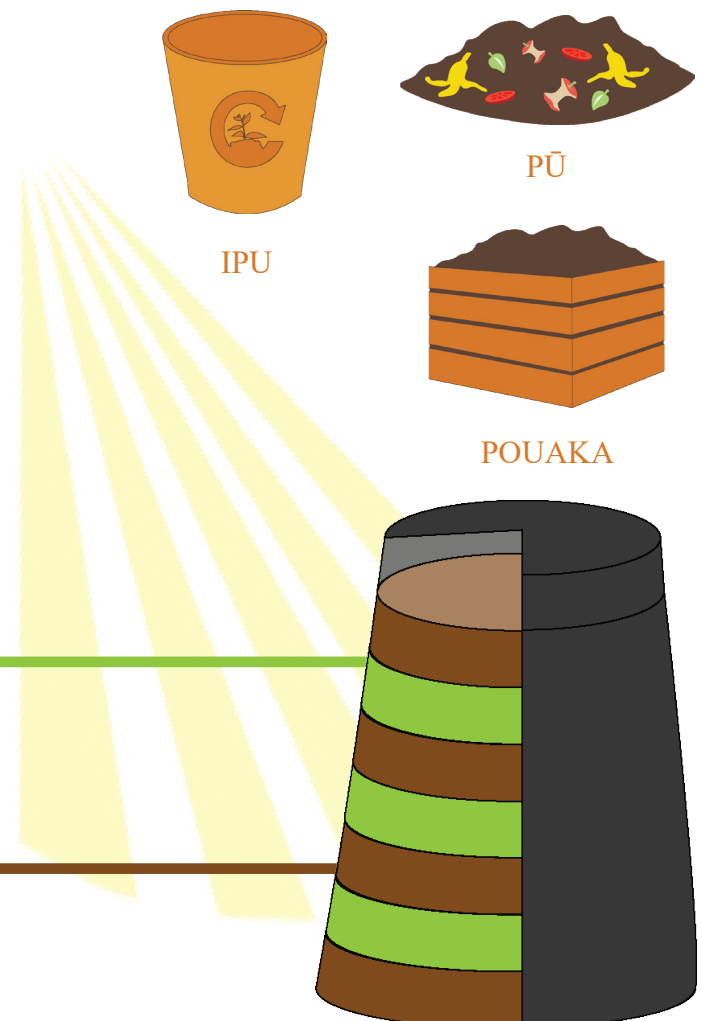
He huarākau, he huawhenua, pāpapa, he para kawhe, he para tī, he karaehe.

Fruit and vegetable scrapes, eggshells, coffee grounds, tea leaves, lawn clippings.

### Waro

He rau, he rākau, he rārā, he nūpepa, he pepa maro.

Leaves, sticks, twigs, newspaper.




5. Kauraka e rau atu te mīti, te hua kau, te parāoa hoki, koi poapoatia mai kā riha, kīrearea. *Do not add meat, dairy products or bread as these will attract pests.*




6. Whāinumia ia apaapa ki te wai. Whakaranua ia rua apaapa. *Add a little water with each layer. Mix the material every few additions.*



7. Taupokitia te pū wairākau kia kūrapa ai te whakapopo. *Put a lid on your compost bin to enable it to decompose quickly.*



8. Whakaranua te pū wairākau ia wiki, ia wiki. *Mix your compost regularly.*



9. Kia 6-8 wiki te roaka. *It takes six to eight weeks to fully mature.*

10. Hai te wā ka huri te pū wairākau ki te tae parauri, ā, ka roko koe i te kakara o te oneone, he tohu ko rite! *It is compost when it is dark brown and smells earthy, that is the sign that it is ready to use.*

