



TE HŪ O MOHO BOOK 4

TE PĪRERE

4.

Te Hū O Moho Book 4

Te Pīrere



Te Rōpū Mahi

Author: Hana O'Regan
Editorial Committee: Charisma Rangipunga, Te Waihoroi Shortland, Adrienne Anderson
Graphic Designer: Nic Low - www.dislocated.org
Artist: Te Rina Te Karu



This book may not be reproduced in whole or in part without the prior written consent of Ngāi Tahu Development Corporation.
Copyright 2005 Ngāi Tahu Development Corporation Limited. All rights reserved.



Rāraki Taki

Contents

0.	He Kupu Whakataki Introduction	4.
1.	Te Whakakāhoretaka o kā Kōrero Mahi Negating verbal sentences	6.
2.	Kā Rereka Huriaro, Kā Rereka Koi Passive and actor emphatic sentences	18.
3.	Kupu āhua Describing things	28.
4.	Kā whakataukī atu anō More phrases and expressions	40.
5.	Kā Whakautu Answers	46.
	Rāraki Kupu Glossary	51.
	Rāraki Pukapuka Bibliography	55.



He Kupu Whakataki

Introduction

Mate ana he tētēkura, ara mai he tētēkura, mutu ana tētahi pukapuka, ara mai he pukapuka anō! Āe rā e hoa mā, kua puta mai tētahi atu pukapuka hai wero atu i te hinekaro, hai whakamahi i a tarika rāua ko arero ki te whakaora anō i tō tātou reo Māori. Nā reira, nāia Te Manu Pīrere tēnei e tioro atu nei!

Just when you thought your mahi with Te Hū o Moho had finished – we go and write another! Yes my friends, yet another book to challenge your minds and get those ears and tongues working to revive our Māori language. So here we have it, Te Pīrere singing out.

I had forewarned you of this between the lines of Ka Whānau Mai te Hua, when I talked about all the fun structures and topics we would cover later...we just wanted to surprise you with how soon that 'later' would really be!

Now, I know this mahi seems never-ending, with seemingly endless new words and structures to get your head around and then, just when you seem to be getting on top of it, a whole new list of things to learn falls at your feet and it's then that you realise how much further you've got to go. Well I can tell you now that that is a feeling that we second-language speakers are never likely to shake as we continue to explore and experiment with our new language.

At times it can become quite overwhelming as we contemplate how long it's going to take us to get to where we want to go, or even start doubting if we are ever going to

get there? But that's just when you need to sit back, take five, and remember where it was we started from and how far we've already come. It's important to keep pushing ourselves and working on expanding our language base, but we must also keep in mind that the results won't just be measured by the level we get to in our own language, it will be where our children and grandchildren get to in theirs, and how much easier it will be for them because of the efforts we are making now.

As I've said in the previous books, the most important aspect of language learning is using it. You need to do this when ever, wherever and with whoever you can. Use whatever strategies you can think of to help along the way, from personal language goals for the day or week, to plastering vocabulary all around your home, class or workplace.

By the end of Te Pīrere you will have most of the core language tools needed to begin conversing and interacting in te reo at your disposal. We are going to work from our basic verbal structures covered in Book 3 to learn about negating verbal sentences and using passives. We'll look at how we can ask and say who did something in the past and who will do something in the future and we'll take the plunge into the world of adjectives so you can start describing and explaining your inner most feelings and insecurities...or if that's a little too much of a leap...just the ordinary everyday things around you!

You'll soon get to learn about the remaining members of the Āhuru whānau. Manawa is our 16 year old teenage boy who is busy trying to negotiate his social commitments, sport, parents and school, and all this while trying to capture the attention of his heart's desire...and Rereata is the teenage cousin who has come to live with Aunty Roimata down the road.

We will look at the language involved when using the phone, or in the case with teenagers in the house, trying to actually get to the phone, sibling squabbles and relationships and we'll also throw in a few sweet nothings and things to say to your partner, as our parents remember their own twīti-hāti days.

So before you start reminiscing of first kisses and pounding hearts and wasting the day away in happy thoughts, I suggest you get your books and pens out, get comfortable and concentrate on learning about just how you can do all of that and more...in te reo!

– Hana O'Regan



Wāhaka Tuatahi

Section 1



Negating Verbal Sentences

**Te Whakakāhoretaka
o kā Kōrero Mahi**

Kā āhuataka o te Reo tuatahi

Grammar point 1

Our first grammar point in Book 3 involved learning how to construct basic verbal sentences and the role of tenses – Kā tohu o te wā , the rōpū 'T', and the words 'i' and 'ki'.

What we are going to do now is learn how to negate them, to say something didn't happen, isn't happening or isn't going to happen in the future. It's slightly harder to negate something in Māori because the order of our words needs to change and this sometimes confuses people who want to fall back on how we structure a sentence in English.

It's a common mistake for new learners of te reo to simply put a negative word like 'kāore' in front of their sentence and think that they've negated it. The problem with this method is...the end result doesn't make sense – which is an important point when trying to communicate something! So folks it's time to bite the bullet and learn a new rule, and here's a little something to make it easier for you to do it...

Remember in the Active verbal sentence we used the three 'A's; or in te reo the three 'K's to guide our word order

ACTION + ACTOR + ACTED UPON
KUPU MAHI + KAIMAHI + KUPU I MAHIA

Using the example, Maru went to town:

TOHU O TE WĀ Tense	KUPU MAHI Verb	RŌPŪ 'T' 'T' class	KAIMAHI Actor/subject	I/KI	RŌPŪ 'T' 'T' class	KUPU I MAHIA Acted upon / object
I	haere	a	Maru	ki	te	tāone.

We can negate this sentence by swapping around the first two main parts of the sentence. The Negative word comes first, and then the KUPU MAHI and the KAIMAHI change places:

KUPU KĀHORE Negative	RŌPŪ 'T' 'T' class	KAIMAHI Actor/subject	TOHU O TE WĀ Tense	KUPU MAHI Verb	I/KI	RŌPŪ 'T' 'T' class	KUPU I MAHIA Acted upon / object
Kāore	a	Maru	i	haere	ki	te	tāone.

And just like that we have: Maru didn't go to town.

You may have noticed that some of the little words changed places too – so now we'll take a look at why.

When we explained the Active or Basic verbal sentence we explained the function of those little words in relation to the main parts of the sentence. These don't change with negatives, but instead they tag along with the base words wherever they are in the sentence.

WHAKAKĀHORE-
TAKA O KĀ
KŌRERO MAHI
NEGATIVE
SENTENCES

1.

1. The Kaimahi/Actor will still be preceded by the 'Rōpū T' – remembering also that we don't need to use them before a singular, dual or plural pronoun.

Kāore + a Maru + i haere ki te tāone

2. The Tohu o Te Wā/tense will always precede the Kupu Mahi/Verb and so now falls behind the Actor section of the sentence

Kāore a Maru + i haere + ki te tāone

3. The 'i' or 'ki' will still come in front of the thing that is being ACTED UPON

Kāore a Maru i haere + ki te tāone

Before we move on to the rules for tenses and negative sentences, we'll have a go practicing our word order. Whakakāhoretia ēnei rereka kōrero – negate the following sentences. The first one is done for you – how generous am I, aye!

1.1

KUPU KĀHORE Negative	RŌPŪ 'T' 'T' class	KAIMAHI Actor/subject	TOHU O TE WĀ Tense	KUPU MAHI Verb	I/KI	RŌPŪ 'T' 'T' class	KUPU I MAHIA Acted upon / object
Kāore	te	pēpi	i	taki	ki	tōna	hākui

- | | |
|-------------------------------------|---|
| 1. I taki te pēpi ki tōna hākui. | 6. I mātakitaki a Poutū i te pouaka whakaata. |
| 2. I patu a Maru i tōna tuakana. | 7. I hoko ōku mātua i te kai. |
| 3. I kai kā tamariki i ā rātou kai. | 8. I haere māua ko Manu ki te toa. |
| 4. I pānui a Hākoro i te pukapuka. | 9. I tuhi ahau i tētahi whakaahua. |
| 5. I kōrero a Hākui ki a Hākoro. | |

And now for some more ture – rules for negating tenses. Some of the tenses will change in their negative form and you need to learn which ones. The following table sets out the form the tenses (on the left) will take when negated (on the right).

TOHU O TE WĀ Tense	I TE WHAKAKĀHORETAKA When negated	TE WHAKAPĀKEHĀTAKA Translated into English
I	Kāore + i	Didn't
I te	Kāore + i te	Wasn't happening
Kua	Kāore anō + kia	Hasn't happened yet
E (kupu mahi) ana	Kāore + e (kupu mahi) ana	Isn't happening
Kai te	Kāore + i te	Isn't happening
Ka	Kāore + e	Won't happen

You might have to go over the tenses quite a bit before you feel comfortable with knowing how to negate them in a sentence. I, I te, and E ___ ana, stay the same so that's three you've learnt already. Using the tense guide above, let all that pent up negative energy out on these little honies.

1.2

1. Kai te haere a Hine ki tōna rūma.
2. E hīkoi ana a Maru ki te toa.
3. I tiki a Kahu i kā weruweru.
4. Kua horoi a Raki i kā rīhi.
5. I te haere a Poutū ki te papa tākaro.
6. Kua tunu a Roimata i te keke.
7. Kai te whakatika a Taki i tōna rūma moe.
8. Ka waea atu a Kura ki ō rāua mātua.
9. E mahi ana kā tamariki i ā rātou mahi kāika.
10. Ka kohete a Hākui i a Manawa.

1.3

And while you're on a roll, well make it a little harder by making you do the translation as well. Whakamāoritia kā whakakāhoretaka e whai ake nei – translate the following negatives:

1. I wasn't speaking on the phone.
2. They (2) haven't called yet.
3. I'm not going to talk to your friend.
4. The kids didn't eat breakfast this morning.
5. Mum, Poutūteraki hasn't made his bed yet.
6. The baby isn't sleeping.
7. He's not writing to his girlfriend.
8. Auntie Roimata and the others are not coming to dinner tonight.
9. You're not going out of the house in those clothes boy!
10. Tāne hasn't returned my good trousers yet.

Kōrero i te waea Speaking on the Phone

Speaking on the phone in Māori can be one of the hardest things to do when you are first learning to kōrero. The stress of having to respond spontaneously to questions that you have no control over and without the aid of body language to help convey the meaning can give any decent language learner the jitters and bring on TRA – otherwise known as Temporary Reo Amnesia.

Now no mocking the anxiety conscious here, TRA can afflict even the most committed reo speaker – anywhere – and at any time. It just so happens that the phone can be a significant contributor to the condition, and often leaves people at the end of a phone call with bitten nails, cursing, and cringing as they kick themselves for not remembering how to say something or being able to get their point across, or not understanding what the other person was saying until it was really obvious that...well they didn't understand what the other person was saying!

What you will be happy to hear is that TRA becomes less of an issue with time and the best antidote is – practice! So whatever anxieties you might have, speaking Māori on the phone is one of the things that, with a few phrases under your belt, can become a rewarding way of using your reo. If you don't have anyone who can speak Māori with you on the phone, then you can even practice by calling yourself – and although

this may become boring after a while – at least you’ll be able to predict the questions and prepare your answers accordingly!

All you have to do now is hold your right-hand thumb up to your right ear, place your right hand little finger in front of the right-hand corner of your waha and kōrero away! Nāia ētahi paku kōrero hai hāpai i a koutou:

Once the usual mihi and kia ora’s are out of the way, we ask for the person we want to speak to by using the term ‘Kai konā?’ and the person’s name:

Kai konā a [Raki]?
Kai konā [tōku hākui]?

Is [Raki] there?, or
Is [my mother] there?

The answer can be as simple as ‘Āe’ or ‘Kāo’, or a little more detailed like:

Āe, kai konei ia.
Kāo, kāore ia i konei.

Yes he’s here.
No, she’s not here.

If you are the receiver and you need to ask the caller who they want to speak to, you can use a sentence like this:

Ko wai tāu e hiahia nā? Who is it that you are wanting, or
Kei te hiahia kōrero koe ki a wai? Who do you want to speak to?

The short response is:

...ki a [Raki]

...to [Raki]

If you wanted to be a little bolder:

Ko [Raki] taku hiahia.

It’s Raki I want.

Or you could just go the whole hog:

Kei te hiahia kōrero ahau ki a [Raki]. I’d like to speak to Raki.

Okay, scenario one: we’ve ascertained that Raki is in fact at home, but the person on the other end isn’t taking the initiative to go and get him. The ball is in your court – after an uncomfortable silence you take the leap:

Tēnā, kia kōrero au ki a ia?

Can I speak with him please?

If things are going your way you might hear one of these responses:

Āe, taihoa e hoa, māhaku ia e rapu.

Yeah sure, hold on a minute and I’ll go and find him.

Āe rā, taihoa ake nei.

Yep, won’t be a minute.

There is always the chance however that Raki might be in the background madly giving hand signals that he doesn’t want to talk to you...not that that has ever happened to me of course...in which case you might hear the response:

Āe, ekari kāore ia i te wātea.

Yes, but he’s not free.

Scenario two: Raki is not available (even though deep down you don't believe them and know he's really just hiding in the other room...) and you get one of the following responses:

Kāore.	No.
Kua haere kē ia.	He's already gone.
Kāore, kai te mau iui ia.	No, he's sick.
Kāore, kai te moe ia.	No, he's asleep.

And you think to yourself – yeah, likely story – asleep at 1pm in the afternoon! You might of course be given the option of being put on hold:

Kei te hiahia tatari koe kia watea ia? Do you want to wait until he's free?

But after waiting for 45 minutes you conclude the best option is to tackle the task of leaving a message. And that goes a little something like this:

Te Kaihopu reo - Receiver

Kai te hiahia whakarere karere mai koe māhana?	Do you want to leave a message for him?
Kai a ia tō/tāhau nama waea?	Has he got your number?
He aha tō/tau nama waea?	What is your number?

Te Kaituku reo - Caller

If you do want to leave a message:

E pai ana taku waiho kārerere māhana?	Is it okay if I leave a message?
Āe koa, ko tēnei taku nama...	Yes please, this is my number...
Āe, koa, meika atu kia whakahoki waea mai ki a au.	Yes please, can you ask him to ring me back.

Or if you decide to let him off for the moment:

Kāore, kei te pai/hei aha rā.	No it's alright.
Kai te pai, māhaku anō e waea atu.	That's okay, I'll ring again.
Māhau e kī atu i waea atu au?	Could you tell him I rang?

And there we have it – a successfully completed phone call in te reo! All that anxiety for nothing aye! Now it's time to put it into action. In the following dialogue 'KT' is the Kaituku reo/the caller, and 'KH' is the Kaihopu reo, or receiver. Whakamāorititia te kōrero e whai ake nei.

1.4

[KH] Hello.

[KT] Hi it's Tama here.

[KH] Gidday mate, how are you?

[KT] I'm exhausted actually, what about you?

WHAKAKĀHORE-
TAKA O KĀ
KŌRERO MAHI
NEGATIVE
SENTENCES

1.

12. | 1.

[KH] Ah, so-so! Do you want to speak to Moana?

[KT] No, I was after Piki actually, is she in?

[KH] Yeah, but she's just eating her dinner, do you want to hold on till she's free?

[KT] No never mind, just tell her I rang. I'll ring back after dinner.

[KH] Ok, I'll tell her.

[KT] Thanks, see you later!

[KH] Yep, see you later.

1.5

For this exercise carefully read the text through first to get the gist of the kōrero, then use the phrases in the box below to fill in the gaps of the dialogue and remember – it needs to make sense in the end! I've taken the capital letters off to make it that little bit harder – now wepuhia! Whip it!

kāore hoki ia i konei
kai te hiahia whakarere karere
whakahoki waea mai
kāore i a ia taku nama
kai konā a

he aha tō nama waea
kua haere kē
kai te hiahia kōrero
māhaku ia e rapu
hai konā

[KH] Kia ora, ko Hinepounamu tēnei.

[KT] Tēnā koe Hinepounamu, ko Rereata tēnei. _____ 1 _____ Manawa?

[KH] Kāore Rereata. _____ 2 _____ ia.

[KT] I nei? Nōnahea ia i haere atu ai?

[KH] Nō nākuanei. Kāore ia i te hiahia ki te noho mai ki te kai. _____ 3 _____ koe ki a Poutū?

[KT] Āe koa, he pai tēnā whakaaro.

[KH] Āe, taihoa e hoa, _____ 4 _____

[KH] Kia ora Rereata. E pēhea ana koe?

[KT] Kai te takariri au ināiane. I whakarite māua ko Manawa ki te tutaki i te toa i muri i te kura ekari kāore ia i puta.

[KH] Ko ia tēnā e hoa. Kai te pērā ia i kā wā katoa, ka whakaaro mōhona anake. Hēoi anō _____ 5 _____.

[KT] Āe, mōhio ahau. I mea mai a Hinepounamu.

[KH] _____ 6 _____ mai māhana

[KT] Āe koa, he pene tāu, _____ 7 _____ waea. Kai te kāika o tāku hoa au i te pō nei.

[KH] Āe, kai ahau. _____ 8 _____?

[KT] Iwa, kore, waru, whitu, whitu, kore, rua. Tēnā tono atu ki a ia ki te _____ 9 _____ ki a au nei?

[KH] Āe, Mahaku e mahi. Waimarie ia kai te hia kōrero tou koe ki a ia!. Hai konā Rereata.

[KT] Kia ora mō tēnā Poutū, _____ 10 _____.

He Kōrerorero Dialogue

We usually introduce the dialogue sections with the English sentence and then the Māori translation immediately after it, but because we have now graduated to Book 4, I think it's time to get the wings flapping a bit and try listening to the Māori first. Don't get too flustered if you get lost the first time round because there are heaps of structures and words we haven't covered yet. Try tackling this passage with the following steps:

STEP 1: Read through once and try and get the gist of the kōrero.

STEP 2: Read the text through again and highlight the sentences and words you are comfortable with and can understand. It doesn't matter if this means you end up breaking up the sentences.

STEP 3: Go through once more and pick out the examples of the basic verbal negative structure we covered in Grammar point 1.

Kupu Hōu

He are a few new words from the dialogue that you might not have come across before.

Waea	Phone
Tīwaha	Screech/yell
Kawekawe kōrero	Tell-tale-tit/Gossip
Ipuraki	Internet
Pūhaehae	Jealous
Whakapōrearea	Being tiresome/a pain
Manawareka	Satisfied
Whakapae	Acuse/blame

Okay, brace yourselves! You are about to be thrust into the trenches of telephone warfare...and there is no avoiding the situation...it's just one of those things you've got to do!

Poutū: Manawa! Kua roa rawa atu tō kōrero i te waea, kia horo! Kai te hia waea atu au ki a Wiremu.

WHAKAKĀHORE-
TAKA O KĀ
KŌRERO MAHI
NEGATIVE
SENTENCES

1.

- Manawa: Haere atu Poutū, kāore anō au kia mutu. Homai he tekau meneti anō.
 Poutū: He rite tou tō kōrero i te waea. Homai ki au i nāia tou nei.
 Manawa: E, taihoa koa, kāore au i tino roko atu i tō kōrero. I te tīwaha mai taku taina ki taku tarika.
 He aha tāhau?
 Poutū: Māmā! Kāore a Manawa i te homai i te waea.
 Manawa: Ei, hai aha tāhau! Kāore kau hoki ō hoa.
 Hāku: I roko au i tēnā Mana, kāore he take ki te kōrero pērā atu ki tō taina.
 Manawa: Kāore au i te kōrero ki a ia! Kāore au i te kōrero ki kā kawekawe kōrero.
 Hāku: Kai te kōrero koe ki a wai?
 Manawa: Ā, he hoa noa iho nō te kura.
 Poutū: Ei, ehara! Nō Kāti Hinekato koe. Kai te kōrero anō koe ki tērā kōtiro.
 Manawa: E hē! I pēhea koe e mōhio? I te roko anō koe ki aku kōrero waea?
 Poutū: Kāore e taea e au te karo! He rite tou tō kōrero ki ō whaiāipo i te waea, i te ipuraki rānei.
 Manawa: Kai te pūhaehae noa iho koe Poutū.
 Manawa: Āe, kai konei tou au, hēoi me haere atu au ināianei, kai te whakapōrearea mai taku taina.
 Ka waea atu anō ahau ā te pō nei nei? Ā te haurua i te waru kāraka pea. Ā, pai noa, hai āpōpō pea.
 Manawa: Kai te manawareka koe ināianei Poutū? Kāore ahau i mutu i āku kōrero.
 Poutū: Kauraka e whakapae mai ki ahau. Nāhau anō tō mate i kimi.
 Manawa: Ākene koe i au Poutū, ākene!

Now here's an exercise to see how you went with your efforts to get the gist of the kōrero. Look at the following words and phrases on the right hand side and then choose the most likely meaning from the multichoice answers on the left:

1.6

- | | | | |
|----|---|----|---|
| 1. | Kua roa rawa atu tō kōrero i te waea. | a. | We've been talking on the phone for a long time. |
| | | e. | It's been too long since we've spoken on the phone. |
| | | i. | You've been talking on the phone for ages. |
| | | o. | I've been waiting for the phone for a long time. |
| 2. | I te tīwaha mai taku taina ki taku tarika. | a. | My brother was singing in my ear. |
| | | e. | I was yelling in to my brother's ear. |
| | | i. | I was yelling in my brother's ear. |
| | | o. | My brother was yelling in my ear. |
| 3. | Kāore au i te kōrero ki kā kawekawe kōrero. | a. | I don't speak to telltales. |
| | | e. | Telltales don't know what to say to me. |
| | | i. | I don't know what to say to telltales. |
| | | o. | I will not speak to telltales. |
| 4. | Kāore e taea e au te karo. | a. | He can't avoid me. |
| | | e. | I can't avoid it. |
| | | i. | I don't like avoiding it. |
| | | o. | He can't be avoided by me. |
| 5. | Hēoi anō me haere atu au ināianei. | a. | Do I have to go now? |
| | | e. | Whatever you do I'm going to have to go now. |
| | | i. | But you need to go now. |
| | | o. | However I'm going to have to go now. |

- | | | | |
|----|--|----|---|
| 6. | Kai te whakapōrearea mai a taku taina. | a. | I'm annoying my brother. |
| | | e. | My brother annoyed me. |
| | | i. | My brother is annoying me. |
| | | o. | I have an annoying brother. |
| 7. | Kai te manawareka koe ināianeī Poutū? | a. | Are you seeking satisfaction now Poutū? |
| | | e. | Is Poutū a sweet hearted guy nowadays? |
| | | i. | Is Poutū a happy guy? |
| | | o. | Are you satisfied now Poutū? |
| 8. | Kauraka e whakapae mai a ki ahau. | a. | Don't blame yourself. |
| | | e. | Don't blame me. |
| | | i. | I'm not to blame. |
| | | o. | I'm not blaming you. |

He kīwaha

Some idioms/phrases

There were also a number of kīwaha in the dialogue. These can't always be translated literally, which makes it even more important to get your 'roro' around the gist of the kōrero. It makes it even harder when you don't know what part of the kōrero the kīwaha is because they often don't stand out as being that different from the rest of the text!

Understanding and using kīwaha will however set your reo apart from language simply learnt from a book – they help to make your reo natural, normal, realistic and, if the truth really be known...just downright groovy...or should I say 'hip'...or is it not hip to say hip? Okay perhaps I need a bit more work on my English kīwaha!!!

I suggest listening to the dialogue for this section really carefully on the CD to pick up the intonation/tone of the kīwaha – this will help you figure out the 'wairua' of the kōrero. And no I'm not getting all X-files and spooky on you either! The wairua of the kōrero refers to the tone and intent of the kupu, whether it was said in jest, in anger, in love, or sarcasm, with bitterness or passion. In many situations the wairua of the kīwaha depends entirely on the wairua of it's delivery – like with sarcastic comments, which makes it even more important to get the gist of the kōrero before you respond!

Now that you've gone through the text a few times and worked on the exercises in 1.6, try working out what these kīwaha mean:

1.7

- | | | | |
|----|------------------------------|----|---------------------------------------|
| 1. | He rite tou tō kōrero. | a. | What a liar. |
| 2. | Hai aha tāhau. | e. | I'm going to get you! |
| 3. | Ei, ehara! | i. | You're always like that (doing that). |
| 4. | Nō Kāti Hinekato koe. | o. | Never mind yours. |
| 5. | Nāhau anō tō mate i kimi. u. | | Not even! |
| 6. | Ākene koe i au, ākene! | h. | You caused your own grief. |

Here is the whole dialogue through again with the Māori translations.

- Poutū: Manawa! You've been talking on the phone for ages, hurry up! I want to ring Wiremu.
Manawa! Kua roa rawa atu tō kōrero i te waea, kia horo! Kai te hia waea atu au ki a Wiremu.
- Manawa: Go away Poutū, I haven't finished yet. Give me another ten minutes.
Haere atu Poutū, kāore anō au kia mutu. Homai he tekau meneti anō.
- Poutū: You're always speaking on it. Let me have it now.
He rite tou tō kōrero i te waea. Homai ki au i nāia tou nei.
- Manawa: Hold on a minute. Sorry, I didn't hear what you said. My brother was yelling in my ear. What did you say?
E, taihoa koa. Kāore au i tino roko atu i tō kōrero. I te tīwaha mai taku taina ki taku tarika.
He aha tāhau?
- Poutū: Mum! Manawa isn't giving me the phone.
Māmā! Kāore a Manawa i te homai i te waea.
- Manawa: Eh, never mind yours! You've got no friends anyway.
Ei, hai aha tāhau! Kāore kau hoki ō hoa.
- Hākui: I heard that Mana, there's no need to speak like that to your brother.
I roko au i tēnā Mana, kāore he take ki te kōrero pērā atu ki tō taina.
- Manawa: I wasn't speaking to him! I don't speak to telltales.
Kāore au i te kōrero ki a ia! Kāore au i te kōrero ki kā kawekawe kōrero.
- Hākui: Who are you speaking to?
Kai te kōrero koe ki a wai?
- Manawa: Ah, just a friend from school.
Ā, he hoa noa iho nō te kura.
- Poutū: Eh, no it isn't! You're a liar. You're speaking to that girl again.
Ei, ehara! Nō Kāti Hinekato koe. Kai te kōrero anō koe ki tērā kōtiro.
- Manawa: Not even! How would you know? Have you been listening to my calls again?
E hē! I pēhea koe e mōhio? I te roko anō koe ki aku kōrero waea?
- Poutū: I can't avoid it! You are always either on the phone or the internet talking to your girlfriends.
Kāore e taea e au te karo! He rite tou tō kōrero ki ō whaiāipo i te waea, i te ipuraki rānei.
- Manawa: You're just jealous Poutū.
Kai te pūhaehae noa iho koe Poutū.
- Manawa: Yep, I'm still here, however I'm going to have to go now, my brother is annoying me. I'll call you back later okay? At say 8.30pm. Oh, okay, maybe tomorrow then.
Āe, kai konei tou au, hēoi anō me haere atu au ināianei, kai te whakapōrearea mai taku taina. Ka waea atu anō ahau ā te pō nei nei? Ā te haurua i te waru kāraka pea. Ā, pai noa, hai āpōpō pea.
- Manawa: Are you satisfied now Poutū? I hadn't finished talking.
Kai te manawareka koe ināianei Poutū? Kāore ahau i mutu i āku kōrero.

Poutū: Don't blame me, you caused your own problems.
Kauraka e whakapae mai ki ahau. Nāhau anō tō mate i kimi.

Manawa: I'm going to get you soon boy!
Ākene koe i au Poutū, ākene!



WHAKAKĀHORE-
TAKA O KĀ
KŌRERO MAHI
NEGATIVE
SENTENCES

1.

2

Wāhaka Tuarua Section 2



**Kā Rereka Huriaro,
Kā Rereka Koi**
Passive and Active
Emphatic sentences

Kā āhuataka o te Reo tuarua

Grammar point 2

Kā Kōrero Hakū – Passive sentences

So now you can easily construct your basic action sentences – and after the first two sections of this book you’ve nearly got your head around the rules for your negative action sentences...and then...just when you thought the road ahead was going to be a breeze and you are about to go into cruise control mode, we decide to go and turn everything upside down and enter another one into the equation – Passives! Ohhh the excitement!

What’s more, passives seem to be one of those things that confuse second language speakers of Māori because we don’t tend to use them in the same way in English. So, taking a couple of steps backwards, I’ll explain what a passive is!

The easiest way to explain a passive sentence is that the emphasis in the sentence isn’t on who is doing something to someone, but on the fact that someone is having something done to them! Yeah you say – that makes it so much clearer!

Example: In an active sentence:

I kōhete a Poutū i a Hinepounamu Poutū growled at Hinepounamu

The emphasis is on what is being done – the ACTION – and the fact that Poutū carried it out, affecting someone else – Hinepounamu.

To change this to a passive sentence you change the emphasis to highlight what has been ACTED UPON – the fact that Hinepounamu is having something – the ACTION – happen to her. The English way of saying it would be:

Hinepounamu + was growled at + by Poutū

The structure in te reo is:

ACTION + ACTED UPON + ACTOR
 KUPU MAHI KUPU I MAHIA KAIMAHI

I kōhetetia a Hinepounamu e Poutū

If we look carefully at our word order we can see that it is the last two sections of the sentence that change around for a passive so once again it’s just a matter of remembering the order. Let’s take a look at our three base structures together to highlight the changes:

Using the example, Maru is eating the toast:

ACTIVE SENTENCE

TOHU O TE WĀ Tense	KUPU MAHI Verb	RŌPŪ 'T' 'T' class	KAIMAHI Actor/subject	I/KI	RŌPŪ 'T' 'T' class	KUPU I MAHIA Acted upon / object
Kai te	kai	a	Maru	i	te	tohi.



NEGATIVE SENTENCE

KUPU KĀHORE Negative	RŌPŪ 'T' 'T' class	KAIMAHI Actor/subject	TOHU O TE WĀ Tense	KUPU MAHI Verb	I/KI	RŌPŪ 'T' 'T' class	KUPU I MAHIA Acted upon / object
Kāore	a	Maru	i te	kai	i	te	tohi.

And finally the passive would be: The toast is being eaten by Maru.

PASSIVE SENTENCE

TOHU O TE WĀ Tense	KUPU MAHI Verb	RŌPŪ 'T' 'T' class	KUPU I MAHIA Acted upon / object	E	KAIMAHI Actor/subject
Kai te	kaika	te	tohi	e	Maru

You might have noticed a few other changes in the sentence, namely:

1. The verb has a different ending. Kai – eat, became Kaika – be eaten. This is what we call the passive ending and there are a number of different forms, including:

kia, ria, hia, tia, ngia, ina, a, ka /nga, na

The trick is knowing which ending you should use with which verb ... and unfortunately that's just another set of rules you need to digest. For the moment however I suggest getting familiar with the structure and some key verbs you're likely to use, then you can tackle the extensive list later on. Most dictionaries will put the correct passive ending in brackets after the verb like this: Patu(a), Aroha(ina) – and we'll do the same for the verbs we use in this pukapuka in our rāraki kupu.

2. The second significant change is with the 'i' or 'ki'. These usually come in front of the thing that is being ACTED UPON but they are omitted in a passive sentence.
3. The last change regards the 'Rōpū T' that usually comes before the ACTOR. In a passive sentence this is replaced by the word 'e'. In English this E is usually translated as 'By'.

So there we have it – the rules and regulations of the PASSIVE sentence! But wait! There's more! There are other ways that passives are used commonly in te reo and you might be more familiar with these – commands! That's right, passives can be extremely handy for ordering people around and stamping your authority on people... or of course suggesting nicely to people that they might want to do something – if you're that way inclined:

When used as commands the structure will tend to follow a basic format:

Passive Verb + Rōpū T + Kupu i mahia/Acted upon

Horoia ō rikarika
Whakahokia tana pukapuka

Wash your hands
Return his book

Here is a list of some common passive commands for us to start with. As you will soon see there is potential for them to be used in so many different ways!

Horoia	Wash it
Mukua	Wipe it/rub it
Katia	Close it/stop it
Huakina	Open it
Hīkina	Lift it (up)
Pānuitia	Read it
Tuhia	Write/draw it
Hokona	Buy it (a personal favourite)
Kaika	Eat it
Inumia	Drink it
Whiua	Throw it
Tīkina	Fetch it
Whakahokia	Return it
Whakamaua	Put it on
Komohia	Insert it/put it on
Takohia	Take it off
Pakia	Slap it
Manaakitia	Look after it/respect it
Āwhinatia	Help it
Tiakina	Look after it
Hāpaitia	Lift it up/help it

There are a few verbs in here that you might have noticed have changed a bit with the passive ending – and you'd be right! For those verbs that ordinarily have a syllable or the whole word repeated, like Tuhituhi (write), or Pupuri (hold), we drop the repeated section when we add the passive:

Tuhituhi	→	Tuhia
Pupuri	→	Puritia
Pakipaki	→	Pakia
Mātakitaki	→	Mātakina
Titiro	→	Tirohia

Okay, now I think that's about it for the rules ... mō tēnei wā! So dust those cobwebs whanauka mā – it's that time again ...

2.1

Change these following active sentences into passives using the word order below. We'll also be kind and give you the correct endings:

Patu(a)	Kite(a)
Tāhae(tia)	Hoko(na)
Kai(ka/nga)	Whai(a)
Pānui(tia)	Tuhi(a)
Riri(a)	Waiata(tia)

TOHU O TE WĀ Tense	KUPU MAHI Verb	RŌPŪ 'T' 'T' class	KUPU I MAHIA Acted upon / object	E	KAIMAHI Actor/subject
Kai te	kaika	te	tohi	e	Maru

KĀ REREKA
HURIARO,
KĀ REREKA KOI
PASSIVE+ ACTIVE
SENTENCES
2.

1. I patu a Maru i tōna tuakana.
2. I tāhae a Hinepounamu i ōku hū.
3. I kai kā tamariki i ā rātou kai.
4. I pānui a Hāgoro i te pukapuka.
5. I riri a Hāku i ki a Hāgoro.
6. I kite a Poutū i tana taoka rā whānau.
7. I hoko ōku mātua i te kai.
8. I whai a Manawa i tērā kōtiro.
9. I tuhi ahau i tētahi whakaahua.
10. I waiata a Manawa i tana waiata aroha.

2.2

Once you have completed 2.1 and turned the sentences into passives, go through and translate them back into English remembering which part of the sentence should be emphasised in this structure.

Kā āhuataka o te Reo tuatoru

Grammar point 3

Active Emphatic Sentences – Asking who will do something and who did something.

Our basic verbal sentences have got us a long way but it's time now to push the boundaries a bit further and learn the structure that helps us to ask and say who did something or who will do something.

For future action we use 'Mā wai', and for past action we use 'Nā Wai'. Here's how the word order goes:

MĀ WAI Who will	RŌPŪ 'T' 'T' class	KUPU IKOA Noun	E	KUPU MAHI Verb
Mā wai Mā Hāku i	kā kā	putiputi putiputi	e e	hoko hoko

This example translates as: Who will buy the flowers?
Mum will buy the flowers.

MĀ WAI Who will	RŌPŪ 'T' 'T' class	KUPU IKOA Noun	E	KUPU MAHI Verb
Mā wai Mā Hāku i	kā kā	putiputi putiputi	e e	hoko hoko

Who bought the flowers?
Her boyfriend bought the flowers.

To understand why we need a new structure to be able to do this we need to think back to the other structures and look at what their functions are:

Æ In an ordinary active sentence like:

Kai te hoko a Hinepounamu i kā putiputi.
Hinepounamu is buying the flowers.

The emphasis is on the buying that Hinepounamu is doing.

Æ In a passive sentence we would write:

Kai te hokona kā putiputi e Hinepounamu.
The flowers are being purchased by Hinepounamu.

The emphasis is on the fact that the flowers are being brought.

Æ And in our Mā wai” or ‘Nā wai” sentence using the same sections:

Mā Hinepounamu kā putiputi e hoko.
Hinepounamu will buy the flowers.
Nā Hinepounamu kā putiputi i hoko.
Hinepounamu brought the flowers.

The emphasis is on the Kaimahi/actor – who is buying or bought the flowers.

As was the case with our new passive structures, there are particular rules you need to learn with the Mā wai/Nā wai structure.

Kā Kupu – The words

Mā wāi	Who will
Māhau / māu	You will
Māhaku / māku	I will
Māhana / māna	He or she will

Nā wāi	Who did
Nāhau / nāu	You did
Nāhaku / Nāku	I did
Nāhana / Nāna	He or she did

For anyother combination we use:

Mā or Nā+ (pronoun/proper noun)	(anyone else) will/did, for example
Mā rāua	The two of them will
Nā kā tamariki	The children did

You may recall covering a ‘mā wai’ structure in the first book to ask if somebody wanted something, for example:

Mā wai tēnei?	Who is this for?
Mā Maru ērā pihikete.	Those biscuits are for Maru.

When we use this structure to talk about ownership the 'A' and 'O' categories apply. For example if we were talking about clothing, a question might be:

Mō wai tēnā kokomo?	Who is that shirt for?
Mō Hinepounamu tēnā.	It's for Hinepounamu.
Nō wai tēnei wharekūhā?	Who do these trousers belong to?
Nō Poutū ēnā.	They belong to Poutū.

Now you might think it's all a bit too confusing to have the one structure 'Mā wai' and Nā wai used for two completely different functions, one to talk about future ownership and one to talk about who's going to do something, but this is where it's important to look at the context of the entire kōrero.

An easy clue to figure out which function is being used is to identify if a kupu mahi/verb is used. If a kupu mahi is present then it is about the intended action. If there isn't a kupu mahi then it's about ownership. An example without the kupu mahi might be:

Mā wai ērā atu pukapuka?	Who are those other books for?
--------------------------	--------------------------------

Or with the kupu mahi:

Mā wai ērā atu pukapuka e hoko?	Who will buy those other books?
---------------------------------	---------------------------------

Another golden rule is that 'mahī' or actions will always be in the 'A' category and therefore wherever you see an 'O' combination like 'mō wai'/'nō wai', 'mōhou/mōu', 'nō rātou' etc; you know it will be referring to ownership.

Te Whakatakotoraka – The Structure

There are three main rules to remember in a Mā wai/Nā wai structure.

1. Mā wai will always be used with 'e' before the verb.
Nā wai will always be used with 'i' before the verb.

It's a simple equation:

Mā wai + e
Nā wai + i

2. As with the passives, the 'i/ki' part of an ordinary active sentence is omitted. This rule is easier to remember if we follow the word order below:

KAIMAHI + KUPU I MAHIA + KUPU MAHI

The word order can be changed however to have the Kupu Mahi preceding the Kupu I Mahia; as with an ordinary active sentence. For example:

Mā Tama e horoi kā weruweru.

And this is where people often get mixed up. Because the structure follows the same word order as an ordinary active sentence, people instinctively want to insert the i/ki, for example:

Mā Tama e horoi i kā weruweru.

My advice is to use the former structure until you have all those little instincts of yours under control or you may find that 'i/ki' will just end up popping out of nowhere and imbedding itself where it's just not meant to be! Ērā kupu aye!

It is okay to use the 'i/ki' to add information onto the sentence, for instance:

Māhau e haere ki te karaka atu ki tō tukāne.
You go to call out to your brother.

This is because the 'mā wai' structure actually finished with māhau e haere – you go. Here's another example:

Nā kā tamariki kā pipi i kohikohi ki te whākai i tō tātou manuhiri.
The children collected the pipis to feed our guests.

Again the nā wai structure was completed with: Nā kā tamariki kā pipi i kohikohi. The second part was added information, for what purpose? – to feed our guests.

3. The final rule is you don't use passives in a mā wai/nā wai sentence as you are essentially mixing up the emphasising functions of both structures – so even though you may be tempted at times to put that little whiore – tail on the end of the kupu mahi – you're just going to have to fight the desire and leave it whiore-less!

That's enough of the 'ture' for the moment – Here is some kōrero to get your niho sunk into – in a sophisticated way of course.

2.3

Whakamāoritia kā rereka kōrero e whai ake nei – translate these following sentences:

1. You go and call Manawa.
2. You wash those other clothes.
3. He fixed up their (2) room.
4. Who fed the dog?
5. You take the phone to Mum.
6. They (2) will look after the baby. Poutū looked after her yesterday, and Manawa and Rereata can look after her tomorrow.
7. I will wash the floor. You wipe down the bench in the kitchen.
8. Can you fetch my books please girl?
9. Who will fetch the milk for breakfast?
10. Hinepounamu will draw a picture.
11. Will she return that skirt to Rereata?
12. Who will help me carry the groceries?
13. They will lock the door when the meeting is finished.
14. I'll look after you my love!

He Kōrerorero Dialogue

And now to see some examples of these sentences in action! If you're been around taiohi when it's time to do the much hated dishes you may be familiar with the following scenario – long debates over washing and drying duties that end up taking longer than it takes to do the actual dishes:

Hākoro: Tamariki mā, e hoki atu ki te kāuta ki te horoi i kā rīhi.
Kids, get back to the kitchen and do those dishes.

KĀ REREKA
HURIARO,
KĀ REREKA KOI
PASSIVE+ ACTIVE
SENTENCES

2.

Poutū: E Mana, māhau kā rihi e horoi, māhaku e whakamaroke.
Hey Mana, you wash the dishes and I'll dry them.

Manawa: E hē. Māhau e horoi. Māhaku e whamaroke.
Nah. You wash. I'll dry.

Poutū: Kāore au mō te horoi, māhau kē
I'm not into washing, you do it instead.

Manawa: Nā wai i horoi inānahi rā? Nāhaku! Nā reira māhau i tē pō nei!
Who washed yesterday? I did! So you can do it tonight!

Poutū: E kī, e kī. Nāhau i mahi inanahi rā. Nō Kāti Hinekato koe. Kāore koe i te kāika inapō Mana. Nā Hinepounamu kē kā rihi i horoi inanahi.
Get you. You did them yesterday. What a liar. You weren't at home last night Mana. It was actually Hinepounamu that washed the dishes yesterday.

Manawa: Tēnā, kua whakaae tāua!
Right then, we're agreed!

Poutū: He aha. Kua whakaae ki te aha?
What. What's been agreed?

Manawa: Kāore koe i horoi inanahi rā nā reira māhau e mahi ināianei.
You didn't wash yesterday so it's your turn now.

Poutū: Ē! Ākene koe i a au Mana, ākene.
Eh! You're going to get it soon Mana.

Manawa: He wai hopihpoi māhau Poutū?
Do you want some detergent Poutū?

2.4

I bet you're wondering now why anyone decided to come up with a structure like that in the first place! Well in their wisdom they did, so us mere mortals just have to bite the bullet and learn them – and what better way to do that than to haratau (practice) a few more. This time I've taken out some of the key words so your mission is to fill the gaps using either:

māhau, māhaku, nāhau, nāhaku, or nā wai

Hākororo: Tamariki mā, e hoki atu ki te kāuta ki te horoi i kā rihi.
Kids, get back to the kitchen and do those dishes.

Poutū: E Mana, ___1___ kā rihi e horoi, ___2___ e whakamaroke.
Hey Mana, you wash the dishes and I'll dry them.

Manawa: E hē. ___3___ e horoi, ___4___ e whamaroke.
Nah. You wash, and I'll dry.

Poutū: Kāore au mō te horoi, ___5___ kē.
I'm not into washing, you do it instead.

Manawa: ___6___ i horoi inānahi rā? ___7___! Nā reira ___8___ tē pō nei!
Who washed yesterday? I did! So you can do it tonight!

Poutū: E kī, e kī ___9___ i mahi inanahi rā. Nō Kati Hinekato koe. Kāore koe i te kāika inapō Mana. Nā Hinepounamu kē kā rīhi i horoi inanahi.
Get you. You did them yesterday. What a liar. You weren't at home last night Mana. It was actually Hinepounamu that washed the dishes yesterday.


Manawa: Tēnā, kua whakaae tāua!
Right then, we're agreed!

Poutū: He aha. Kua whakaae ki te aha?
What. What's been agreed?

Manawa: Kāore koe i horoi inanahi rā nā reira ___10___ e mahi ināianei.
You didn't wash yesterday so it's your turn now.

Poutū: Ē! Ākene koe i a au Mana, ākene.
Eh! You're going to get it soon Mana.

Manawa: He wai hopihpoi ___11___ Poutū?
Do you want some detergent Poutū?



Wāhaka Tuatoru
Section 3

Kupu āhua
Describing things

Kā āhuataka o te Reo tuawhā

Grammar point 4

He + Ko – Non Verbal sentences

Although we haven't yet covered in depth the words 'He' and 'Ko', we have described some of their functions in the previous books.

We've looked at 'He' for asking questions, pēnei:

He aha	What
He aha te utu	What's the cost
He aha ai	Why

And 'Ko' was used when we did our pepeha and introduced people's names, pēnei:

Ko wai tō hoa?	Who's your friend?
Ko Kura tōku Hākui.	Kura is my mother.

Both words will usually come at the beginning of a sentence and are used in non-verbal sentences, that is where no action is being carried out.

Here are some basic rules you can use as a guide when using 'He' and 'Ko':

HE	KO
'He' is indefinite: Æ He rā nui tēnei – this is a big day.	'Ko' s definite: Æ Ko tēnei te rā nui – this is the big day
Used to classify things – put them into groups: Æ He kaiako a Roimata – Roimata is a teacher. Æ He wāhine tērā – That is a woman.	Used to name specific things: Æ Ko Roimata te kaiako – Roimata is the teacher. Æ Ko tērā te wahine – That is the woman.
'He' will never directly precede or follow the following words: Æ Tenses – ka, e__ana, kua, i, i te, kua i, kei te Æ I, ki, hei, kei, Rōpū 'T', ko Æ Proper nouns, pronouns	'Ko' will never directly precede or follow the following words: Æ Tenses – ka, e__ana, kua, i, i te, kua Æ i, ki, kei te Æ I, ki, hei, kei, he
To indicate possession Æ He pene tāku – I have a pen. Æ He tūkāne ōku – I have brothers. 'He' is used to describe the quality of something and comes before the adjective / describing word Æ He nui tēnā.	Ko often comes before the following words: Æ Pronouns – Ko rāua ōku mātua – those two are my parents. Ko mātou te rōpū tiki – we are the right group.



HE		KO	
Æ	He ātaahua tō panekoti. 'He' doesn't indicate quantity.	Æ	Proper nouns/names. Ko Rena tōku tuakana – Rena is my older sister.
Æ	He āporo – could be 'an apple', or 'some apples'.	Æ	Ko Aoraki te mauka – Aoraki is my mountain.
			'Ko' will not come directly before a noun, and must be followed by one of the Rōpū 'T':
		Æ	Ko taku tukāne – My brother.
		Æ	Ko kā tamariki o te whānau – The children of the family.

There are a number of different structures for 'He' and 'Ko'. We aren't going to go through and identify them all now, but instead let's just concentrate on a few basic ones.

We'll start with 'ko' first:

KO	KUPU KIKOKIKO Noun	RŌPŪ 'T' 'T' class	KUPU KIKOKIKO
Ko	Maioha	tōna	whaiāipo

Remember this is the structure we used to build our pepeha in Te Hū o Moho II:

Ko Aoraki te mauka
Ko Waitaki te awa
Ko Takitimu te waka, and so on...

When using 'He' for describing and classifying things, we are likely to have two commonly used structures. The first one has the kupu kikokiko following 'He' and then the kupu āhua/adjective:

HE	IKUPU KIKOKIKO Noun	KUPU ĀHUA Adjective	KAUPAPA / KUPU KIKOKIKO Subject
He	tāne	pūrotu	tōku hoa raketira
He	tamaiti	hōhā	tērā

My husband is a handsome man.
That child is a nuisance.

The second common word order has the kupu mahi/adjective immediately after 'He' and then the kaupapa /subject of the kōrero:

HE	KUPU ĀHUA Adjective	KAUPAPA / KUPU KIKOKIKO Subject
He	pūrotu	tōku hoa raketira
He	hōhā	tērā tamaiti
He	rawe	tērā whakaaro

My husband is handsome.
 What a nuisance that child is.
 That's an awesome thought / idea.

As you will see from the translations there isn't much difference in the meaning. It tends to be once again an issue of where the emphasis lies in the kōrero.

The main rule you need to remember is that the adjective will come either directly after 'He' or after the thing it is describing.

You should have a good command by now of some of the common adjectives like:

Good	Pai
Bad	Kino
Big	Nui/rahi
Small	Iti/paku/ririki
Long	Roa
Short	Poto
Fat	Momona
Thin	Tūpuhi
Strong	Kaha
Weak	Koikore
Beautiful	Ātaahua
Ugly	Anuhe/weriweri
Clever	Atamai/koi
Thick (idiotic)	Mata kōhore
Fast	Tere
Slow	Pōturi

Once you feel comfortable with the basics, do some exploring in your papa kupu to find new and exciting words that you can use to describe your whakaaro. Yes whanauka mā, it's time to let your fingers do the walking and your kutu do the talking! And they are the South Island kutu I'm talking about as opposed to the ones that hop around in 'other people's huruhuru in Te Ika a Māui!

Mukua te pūehu i āu papakupu, ā, wherahia kā whāraki kia tūpono koe ki te kupu o ōu moemoeā! Yes it's time to wipe the dust off your dictionaries and flick through the pages so you can chance upon the word of your dreams – or perhaps just a word you really like!

Nāia ētahi atu kupu āhua mō kā kare-ā-roto – Here are some other describing words for emotions:

Sad	Pōuri	Confused/mistaken	Pōauau
Happy	Hari koa	Confused/in doubt	Pōkaikaha
Cheerful	Manahau	Angry	Riri
Satisfied/pleased	Manawareka	Vexed	Natu
Talkative/joyous	Matakuikui	Anxious	Manawapā
Excited/thrilled	Hiamo	Uneasy	Manawarau

As a quick little 'ririki, pakupaku' (teeny weeny) exercise, quickly go through the sentences below, and based on the explanations above identify if they are going to be a 'Ko' or a 'He' sentence.



3.1

1. What's that over there?
2. Is that a good book?
3. Who is the boss of the department?
4. What's the time of the movie?
5. What's the day today?
6. It's Thursday today.
7. I'm a teacher of te reo Māori.
8. Ngāi Tahu is my tribe.
9. I'm Māori on my dad's side.
10. Her name is Marie, she's the youngest child.

3.2

1. What's that in your hands?
2. Is that a good book?
3. This is my younger brother.
4. Who is your new teacher?
5. What's the time of the movie?
6. What's the day today?
7. It's Monday today.
8. I'm a teacher of Māori.
9. I am the teacher of Māori.
10. My surname is Ahuru.

He kupu patipati – flattery

Some say that flattery can get you anywhere and, well the truth is, it just sounds that much better in Māori! With a few well-placed adjectives and some timely kīwaha the world could be your tio! You never know your luck, a simple phrase (with the essential accompanying eyebrow movements) could very well result in: breakfast in bed, a free drink at the local, a first date, an hour long mirimiri, or perhaps even everlasting love. Aaaaahhh...a free drink ...

Seriously now whanauka mā, another reliable source has informed me that our men, and perhaps even a few woman, are seriously lacking in this area and desperately in need of some tools to help them overcome this little glitch in their makeup. So no excuses, making someone's day can be as easy as rattling off one of the following phrases:

Kupu Whakarite

Starting with some little terms of endearment:

E taku	+	kāti taramea
Oh my	+	prized treasure (pouch of spear-grass)

I did say it sounded better in Māori – trust me!

E taku +	+	kahuraki kāmehameha
Oh my	+	priceless jade

You can also use the following basic structure to come up with some beautiful analogies, comparing thee to a summers day... etc!

He rite tou + (kaupapa) + ki + Rōpū 'T' + (noun/kupu ikoa) + (kupu āhua)

He rite tou koe ki te whetū kānapanapa.
You are just like the glimmering star.

He rite tou tō āhua ki kā huruhuru waiwaiā o te kākā.
Your image is just like the beautiful feathers of the kākā.

He rite tou koe ki te puāwai o te kōwhai.
You are just like the blossom of the kōwhai tree.

A word of advice – pick your analogies carefully – Kaimoana for example doesn't always come out the way you may have intended it – even though you may adore it!

He rite tou koe ki te puku o te kina.
You are just like the sweet guts of the sea urchin.

Whakamihī i te takata

Moving on to ways of praising someone for their skills, actions, or character – always a sure winner.

Autaia is another way of saying something is 'good' and is used in the following ways:

He autaia + (koe) ki te ...
(You) are good at ...

EIA (example in action)

He autaia koe ki te tunu kai – e te tau o take ate!
You are so good at cooking – oh love of my life!

He autaia tō hoa ki te kanikani.
Your friend is really good at dancing (hint, hint).

Or you could just make a bolder statement about characteristics:

He autaia te + (mahi) + a + (tōna hoa)

He autaia te haka a tō hoa.
Your friend has an awesome build/figure.

He autaia te karaka a Mihi.
Mihi has a lovely karaka.

Another good kīwaha for such an occasion is 'Kai ruka noa atu':

Kai ruka noa atu + (kaimahi) + ki te + (mahi)

Kai ruka noa atu koe ki te haena i ōku weruweru.
You are amazing at ironing my clothes.

Kai ruka noa atu koe ki te tiaki tamariki i kā haora pakupaku o te ata.
You are fantastic at looking after the children in the wee hours of the morning.

Kai ruka noa atu koe ki te waiata.
You are amazing at singing.

Kai ruka noa atu rātou ki te āwhina i tō rātou whānau.
They are awesome at helping their family.

To say 'there is nothing better', we have two classy little kīwaha for you to practice with:

Kāore i tua atu i a + (kaimahi) + mō te + (mahi)

Kāore i tua atu i a koe mō te whakatau i tōku mauri.
There is no one better than you at calming me down.

Kāore i tua atu i a koe mō te manaaki i te manuhiri.
There is no one better than you at looking after the guests.

Or another favourite of mine:

Kāore i kō atu, i kō mai o + (kaupapa) + mō te + (mahi)

Kāore i kō atu, i kō mai o tō hoa mō te wahine ātaahua.
There is no one more beautiful than your friend.

Kāore i kō atu, i kō mai o Manawa mō te patipati wahine.
There is no one better at flattering women than Manawa.

Now I know you're sitting there right now silently thinking, 'yeah bring it on, tell me what I need to hear'. You might have already started writing down key phrases and leaving them in obvious places so your darling can't possibly miss them, as a subtle hint that you might want them to pass a few your way!

But if, on the off chance, you are momentarily in the off season and don't have that special someone to tell you sweet-nothings, I have heard from a really good source that they can be equally as pleasing when said back to you by that rather stunning little wonder in the bathroom mirror! Although this is only hearsay, I think it's worth a try in the name of good reo learning...don't you!?

He Kōrerorero Dialogue

In this scenario the bonds of whanaukataka get tested as Manawa lets his cousin Rereata down once again. As you listen to the kōrero, try your hardest to pick out examples of the structures we've covered to date in the last two books. This will help to give you a good overall feeling about the kōrero so you don't get hung up on little bits you don't know.

Now it's time to listen to Manawa trying to weasel his way out of his sins and claw back a few brownie points from his cousin by doing the 'noke shuffle' – otherwise known as squirming and greasing!

Rereata: E Mana, i hea koe inanahi rā? I tatari ahau mō te rua haora mō te kore noa iho.

Manawa: Ei, i wareware i a au. He rite tou taku hinekarō makere i ēnei rā

Rereata: Hai aha tāhau Mana. Nō taua ata tou tāua i kōrero. Kotahi noa iho te kaupapa o ōu whakaaro, ko Maioha

Manawa: Maioha a wai? Nō hea hoki tāhau?

Rereata: E hoa e! Kua hōhā katoa au ki āna patapatai mai ki a au i kā wā whakatā o te kura.

Manawa: Mō wai?

Rereata: Mō wai atu? Mōhou mata kōhore.

Manawa: Tēnā, he aha āna pātai? Whākina mai!

Rereata: Ei tarkia kōhatu – I meatia kētia kua hōhā ki ēnei kōrero. Māhau anō e kimi āu whakahoki. E rua, e rua kōrua. Kua waihō mā tō kaihana āu mahi nanakia e mahi.

Manawa: E te tuahine, mō taku hē. Kauraka e papouri mai. Ko te honoka taura e motu, ko te honoka toto e kore e motu.

Rereata: E kī, e kī! Nōnahea koe i tū ai hai takata whakataukī!

Manawa: Tēnā, mā te aha aku hara e muru? Kai te hiahia koe ki te haere tahi ki kā pikitia? Ko tāua anake. Māhaku kā tikiti me te kai e hoko?

Rereata: E aua. Āhea koe haere atu ai?

Manawa: Ā te pō o te Rāhoroi.

Rereata: Kāore au i te wātea. Koina te pō o tō mātou pō whakakahau kura. Kāore tou au i te mōhio ki te nuika o kā tākata, ā, kāore hoki au i te hiahia ki te haere me tōku kotahi.

Rereata: Tērā pea māhau ahau e hari atu Manawa? Māhau ahau e tiaki. Kāore ētahi e whakatoī mai mehemea ko koe kai taku taha.

Manawa: Kai te haere hoki a Maioha?

Rereata: Kai a te kurī! Hai aha koe!

Manawa: Kia tau! Kai te whakatoī noa iho au, e te tuahine. Te tere hoki o ōu kutu kuia. Māhaku koe e hari atu.

Rereata: He rawe. Māhaku e waea atu āpōpō, ā, mā tāua tahi te waka haere e whakarite.

I realise there is a lot of dialogue here to get your head and ears around all at once. This is often the case when you are learning a language – you find that you have nearly figured out what was being said when you get rudely interrupted by the next sentence with no time to digest and process the previous one and then bang, sentence number three starts and you've missed the waka!

What you need to do when this happens is simply go back to base and listen to it over again, concentrating on one new structure or phrase at a time so you can slowly build your confidence up with the extended text. The best way to remember the structures is to pick one that you think you could use in your own situation; a name you could call someone, a question you could ask your friend – and start trying to use it regularly. This way you'll find immediate relevance in the reo you are using.

Listen to the kōrero through a second time now and test yourself as to how much you can understand.

Rereata: E Mana, i hea koe inanahi rā? I tatari ahau mō te rua haora mō te kore noa iho.

Manawa: Ei, i wareware i a au. He rite tou taku hinekarō makere i ēnei rā

Rereata: Hai aha tāhau Mana. Nō taua ata tou tāua i kōrero. Kotahi noa iho te kaupapa o ōu whakaaro, ko Maioha

Manawa: Maioha a wai? Nō hea hoki tāhau?

Rereata: E hoa e! Kua hōhā katoa au ki āna patapatai mai ki a au i kā wā whakatā o te kura.

Manawa: Mō wai?

Rereata: Mō wai atu? Mōhou mata kōhore.

Manawa: Tēnā, he aha āna pātai? Whākina mai!

- Rereata: Ei tarika kōhatu – I meatia kētia kua hōhā ki ēnei kōrero. Māhau anō e kimi āu whakahoki.
E rua, e rua kōrua. Kua waihō mā tō kaihana āu mahi nanakia e mahi.
- Manawa: E te tuahine, mō taku hē. Kauraka e papouri mai. Ko te honoka taura e motu, ko te honoka toto e kore e motu.
- Rereata: E kī, e kī! Nōnahea koe i tū ai hai takata whakataukī!
- Manawa: Tēnā, mā te aha aku hara e muru? Kai te hiahia koe ki te haere tahi ki kā pikitia? Ko tāua anake. Māhaku kā tikiti me te kai e hoko?
- Rereata: E aua. Āhea koe haere atu ai?
- Manawa: Ā te pō o te Rāhoroi.
- Rereata: Kāore au i te wātea. Koina te pō o tō mātou pō whakakahau kura. Kāore tou au i te mōhio ki te nuika o kā tākata, ā, kāore hoki au i te hiahia ki te haere me tōku kotahi.
- Rereata: Tērā pea māhau ahau e hari atu Manawa? Māhau ahau e tiaki. Kāore ētahi e whakatoi mai mehemea ko koe kai taku taha.
- Manawa: Kai te haere hoki a Maioha?
- Rereata: Kai a te kurī! Hai aha koe!
- Manawa: Kia tau! Kai te whakatoi noa iho āu, e te tuahine. Te tere hoki o ōu kutu kuia. Māhaku koe e hari atu.
- Rereata: He rawe. Māhaku e waea atu āpōpō, ā, mā tāua tahi te waka haere e whakarite.

3.3

Let's look a little closer at some of the examples of the Mā wai structure in this kōrero. Have a go at translating them into English, remembering to be mindful of the different pronouns – that is the 'whose doing what to who' aspect of the kōrero! Mmm – always very important! Nāia kā rereka kōrero mai i te kōrerorero e whai ake nei – whakapākehātia mai:

1. Māhau anō e kimi āu whakahoki.
2. Mā tō kaihana āu mahi nanakia e mahi.
3. Māhaku kā tikiti me te kai e hoko.
4. Māhau ahau e hari atu.
5. Māhau ahau e tiaki.
6. Mahaku koe e hari atu.
7. Mahaku e waea atu āpōpō.
8. Mā tāua tahi te waka haere e whakarite.

3.4

This exercise is another one to test your ability to get the gist of the kōrero. The best way to do this is to focus on the kīwaha as they usually require an understanding of the context to make sense. The task is to then put the kīwaha in the space you think it fits best. You need to note though that the translations may not be the exact words used in the text as kīwaha can often be interpreted a number of ways – so focus on the gist, the essence, the wairua, the idea ... and ... I think you get the picture now – I'll just let you get on with it!

Tirohia kā kīwaha me kā whakapākehataka kai raro nei – look at the kīwaha and their translations below

e aua	don't know	hai aha tāhau	never mind yours
e rua, e rua	two of a kind	kutu kuia	snapping lips
e kī, e kī	get you!	mata kōhore	idiot
mō taku hē	my mistake	hinekaro makere	head like a sieve
nō hea hoki tāhau		who did you hear that from	
tarkia kōhatu		deaf ears	

Rereata: E Mana, i hea koe inanahi rā? I tatari ahau mō te rua haora mō te kore noa iho.

Manawa: Ei, i wareware i a au. He rite tou taku _____1_____ i ēnei rā.

Rereata: _____2_____ Mana. Nō taua ata tou tāua i kōrero. Kotahi noa iho te kaupapa o ōu whakaaro, ko Maioha.

Manawa: Maioha a wai? _____3_____?

Rereata: E hoa e! Kua hōhā katoa au ki āna patapatai mai ki a au i kā wā whakatā o te kura.

Manawa: Mō wai?

Rereata: Mō wai atu? Mōhou _____4_____.

Manawa: Tēnā, he aha āna pātai? Whākina mai!

Rereata: Ei _____5_____! I meatia kētia kua hōhā ki ēnei kōrero. Māhau anō e kimi āu whakahoki. _____6_____ kōrua. Kua waihō mā tō kaihana āu mahi nanakia e mahi.

Manawa: E te tuahine, _____7_____. Kauraka e papouri mai. Ko te honoka taura e motu, ko te honoka toto e kore e motu.

Rereata: _____8_____! Nōnahea koe i tū ai hai takata whakataukī!

Manawa: Tēnā, mā te aha aku hara e muru? Kai te hiahia koe ki te haere tahi ki kā pikitia? Ko tāua anake. Māhaku kā tikiti me te kai e hoko?

Rereata: _____9_____. Āhea koe haere atu ai?

Manawa: Ā te pō o te Rāhoroi.

Rereata: Kāore au i te wātea. Koina te pō o tō mātou pō whakakahau kura. Kāore tou au i te mōhio ki te nuika o kā tākata, ā, kāore hoki au i te hiahia ki te haere me tōku kotahi.

Rereata: Tērā pea māhau ahau e hari atu Manawa? Māhau ahau e tiaki. Kāore ētahi e whakatoī mai mehemea ko koe kai taku taha.

Manawa: Kai te haere hoki a Maioha?

Rereata: Kai a te kurī! Hai aha koe!

Manawa: Kia tau! Kai te whakatoī noa iho au, e te tuahine. Te tere hoki o ōu _____10_____. Māhaku koe e hari atu.

Rereata: He rawe. Māhaku e waea atu āpōpō, ā, mā tāua tahi te waka haere e whakarite.

You are no doubt all 'gisted' out by now – so I'll put you out of your misery and go through the dialogue with the English translations – how nice am I!?

- Rereata: E Mana, i hea koe inanahi rā? I tatari ahau mō te rua haora mō te kore noa iho.
Hey Mana, where were you yesterday? I waited for two hours for nothing.
- Manawa: Ei, i wareware i a au. He rite tou taku hinekarō makere i ēnei rā.
Ei, I forgot about it. I'm always forgetting things these days.
- Rereata: Hai aha tāhau Mana. Nō taua ata tou tāua i kōrero. Kotahi noa iho te kaupapa o ōu whakaaro, ko Maioha.
Whatever Mana. We only spoke that morning. You just can't think past Maioha.
- Manawa: Maioha a wai? Nō hea hoki tāhau?
Maioha who? Where did you here that from?
- Rereata: E hoa e! Kua hōhā katoa au ki āna patapatai mai ki a au i kā wā whakatā o te kura.
Oh mate! I'm sick to death of her asking me questions during breaks at school.
- Manawa: Mō wai?
About who?
- Rereata: Mō wai atu? Mōhou mata kōhore.
Who else? About you, you idiot.
- Manawa: Tēnā, he aha āna pātai? Whākina mai!
So, what was she asking? Tell me!
- Rereata: Ei tarkia kōhatu. I meatia kētia kua hōhā ki ēnei kōrero. Māhau anō e kimi au whakahoki.
E rua, e rua kōrua. Kua waihō mā tō kaihana āu mahi nanakia e mahi.
Man you've got deaf ears. I've already said I'm sick of these discussions. You find out your own answers. You two are just the same. You leave it up to your cousin to do your dirty work.
- Manawa: E te tuahine, mō taku hē. Kauraka e papouri mai. Ko te honoka taura e motu, ko te honoka toto e kore e motu.
Hey sis, sorry about that. Don't get upset. You can cut the bindings of a rope, but not the bindings of blood.
- Rereata: E kī, e kī! Nōnahea koe i tū ai hai takata whakataukī!
Since when did you become a man of proverbs aye!
- Manawa: Tēnā, mā te aha aku hara e muru? Kai te hiahia koe ki te haere tahi ki kā pikitia? Ko tāua anake. Māhaku kā tikiti me te kai e hoko?
Okay, how can I make it up to you. Do you want to go to the movies together. Just you and I. I'll buy the tickets and food?
- Rereata: E aua. Āhea koe haere atu ai?
I don't know. When are you going to go?
- Manawa: Ā te pō o te Rāhoroi.
Saturday night.
- Rereata: Kāore au i te wātea. Koina te pō o tō mātou pō whakakahau kura. Kāore tou au i te mōhio ki te nuika o kā tākata, ā, kāore hoki au i te hiahia ki te haere me tōku kotahi.
I'm not free. That's the night of our school social. I still don't know many people at school and also I don't want to go on my own.

Rereata: Tērā pea māhau ahau e hari atu Manawa? Māhau ahau e tiaki. Kāore ētahi e whakatoī mai mehemea ko koe kai taku taha.
Perhaps you can take me Manawa? You can look after me. No one's going to tease me if you're with me.


Manawa: Kai te haere hoki a Maioha?
Is Maioha going too?

Rereata: Kai a te kurī! Hai aha koe!
You egg. Nevermind yours.

Manawa: Kia tau! Kai te whakatoī noa iho au, e te tuahine. Te tere hoki o ōu kutu kuia. Māhaku koe e hari atu.
Settle down! I was only teasing. Man you're quick to bite. I'll take you.

Rereata: He rawe. Māhaku e waea atu āpōpō, ā, mā tāua tahi te waka haere e whakarite.
Great. I'll ring you tomorrow and we can sort out our transport together.

4



Kā whakataukī atu anō

More phrases and expressions

Wāhaka Tuawhā

Section 4

Kā āhuataka o te Reo tuarima

Grammar point 5

Atu/Anō to indicate otherness

In the previous dialogue, Manawa asked the question ‘about who’ in reference to who was being talked about by saying; Mō wai? Rereata responded by saying, “Mō wai atu?” The use of ‘atu’ in this context may be confusing if you haven’t come across it before so perhaps it’s a good time to look at it a little closer.

We’ve already covered ‘atu’ as a word indicating direction along with ‘mai, ake’, and ‘iho’. But ‘atu’ has another important function and that is to indicate ‘otherness’. It shares this role with the word “anō” which is usually translated as ‘again’. If the two words are used together ‘atu’ will always come first.

You might think that ‘otherness’ isn’t exactly a priority function to learn in the big wide scheme of te reo Māori, but in fact it actually gets quite a lot of use for a little word – and we know great things come in small packages...don’t we whānau!?

For this function ‘atu’ is most commonly used with words in the Rōpū ‘T’, especially ‘tētahi’ and ‘ētahi’:

Tētahi atu.	Another.
Ētahi atu.	Some other.

Here are some examples of actual sentences:

Tikina tētahi atu pukapuka.	Fetch another book.
Kāore au i kite i ērā atu kōtiro.	I didn’t see those other girls.

Atu i a ia.	Other than her/him.
Ko wai atu?	Who else?

He kupu atu anō.	Some other words.
He whakaaro atu anō.	Another thought.

4.1

Kua tae mai nei te wā...Whakapākehātia kā rereka kōrero e whai ake nei. Āta whakaarohia te kupu ‘atu’:

1. Mauria mai ētahi atu koa.
2. Takohia tētahi atu e tama, kai te tipu tou koe.
3. Ko wai atu ō hoa i te kura?
4. Kai te pai Hākui, kua kitea tētahi atu kokomo.
5. He rawe tērā atu whakaahua ki a au.
6. Waiho ēnā Poutū, mā ērā atu tamariki kā rīhi e horoi.
7. Ko tētahi atu take kāore au i te kōrero ki a Hine ko tēnei ...
8. Kāore he wahine kai tua atu i a ia.



He Kōrerorero

Dialogue

Hākui: He rite tou tērā tamaiti ki te whakapau wā i te waea me te ipuraki ki te tuku karere. Kai te whakapōraki mai tana waea pūkoro. Kāore au i te roko i te paku rereka kōrero i a ia me te kore taki o tērā waea.

Hākoro: He waimārie koe. Kāore i whiwhi i a au te paku kurukuru i te nuika o te wā. Ko te āhua tou o tōna pakeke. Nō mai rānō te āhua o kā taitamariki.

Hākui: Ekari kāore ia i te mahi i āna mahi kura, kāore ia i te āwhina ki te whakatikatika i te whare, ā, kātahi nā te rūma paru ko tōna! Ko tōna noa he mate kanehe ki tāna wahine.

Hākoro: Hai aha rā e hoa. Kāore koe i te maumahara ki ērā wā? Kai te maumahara koe ki te kapakapa o te manawa i te wā i hou mai te tau o tō ate ki te ruma. Tō kihi tuatahi?

Hākui: E nei! Ko tēhea whaiāipo ōu tēnā i kōrerohia nā e koe – e te tau?

Hākoro: Ko wai atu i a koe?

Hākui: Kāti rā tō patipati mai me tēnā waha reka. Kua kore rawa koe i te maumahara ki tā tāua kihi tuatahi!

Hākui: Ka maumahara ahau ki taku manawa e patupatu ana i ōku tarika me ōku kare-ā-roto i te pā mai o tōna rika ki tōku. Ka maumahara hoki au ki kā tini reta aroha me kā mōteatea i tuhi au mōhona.

Hākoro: E kī, e kī! Kua kore au e whiwhi mōteatea!

Hākui: Nā te mea, kāore au i te kōrero mōhou.

Hākoro: Tēnā, ko wai te tāne rā i kōrerohia e koe?

Hākui: Ha, ha. Āe rānei kua mau tō iro? He māmā te tuku atu, ekari mō te mau tino kore rawa atu nei. Kāti rā, kia hoki ki a Manawa, kai te maharahara au mōhona. Ka aha tāua mēnā ka hika ia i te mate aroha, i te rikahoea rānei?

Hākoro: Pai tū, pai hika, he tama atamai ia. Ka tau anō a ia ā tōna nā wā.

Hākui: Nei? Pērā mē tōnā hākoro?

Hākoro: Āe, koina!

4.2

Below is a list of sentences from the text in English. Read it through again carefully and match up the sentences with their Māori translation.

1. That's what teenagers have always been like.
2. Don't you remember?
3. Which sweetheart would this be that you're talking about?
4. His room is always a pigsty.
5. He's just infatuated with that girlfriend of his!

6. All that boy does is waste his time.
7. Who else is there but you!
8. I wasn't talking about you.
9. That's right!
10. Nevermind dear.
11. Unrequited love.
12. When his hand touched mine.
13. Get you!
14. But he's not doing his school work.
15. Who is this guy you are talking about.
16. In his own time.
17. Stop greasing up to me.
18. Have you learnt your lesson or not?
19. You can give it.
20. He's a bright boy.
21. It's just a sign of their age.
22. Whatever happens.

Remember you don't have to know the intricacies of the grammatical structure to be able to identify a phrase or a word you like the sound of and use it straight away. If you see something that looks particularly relevant to your situation, or a line you've been dying to use on someone – now's your chance!

Okay, enough torture for one book you say! Here is the dialogue again with the English translations:

Hākui: All that boy does is spend his time on the phone and on the internet sending messages. And his cell phone is driving me crazy. I can't get a sentence out of him without that phone beeping.
 He rite tou tērā tamaiti ki te whakapau wā i te waea me te ipuraki ki te tuku karere. Kai te whakapōraki mai tana waea pūkoro. Kāore au i te roko i te paku rereka kōrero i a ia me te kore taki o tērā waea.

Hākoro: You're lucky. I don't get a grunt out of him most of the time. It's just a sign of their age. That's what teenagers have always been like.
 He waimārie koe. Kāore i whiwhi i a au te paku kurukuru i te nuika o te wā. Ko te āhua tou o tōna pakeke. Nō mai rānō te āhua o kā taitamariki.

Hākui: But he's not doing his school work, he doesn't help clean the house and his room is always a pigsty. He's just infatuated with that girlfriend of his!
 Ekari kāore ia i te mahi i āna mahi kura, kāore ia i te āwhina ki te whakatikatika i te whare, ā, kātahi nā te ruma paru ko tōna! Ko tōna noa he mate kanahe ki tāna wahine.

Hākoro: Nevermind dear. Don't you remember those days. Remember how your heart pounded when the love of your life entered the room. Your first kiss?
 Hai aha rā e hoa. Kāore koe i te maumahara ki ērā wā? Kai te maumahara koe ki te kapakapa o te manawa i te wā i hou mai te tau o tō ate ki te ruma. Tō kihi tuatahi?

Hākui: Oh yeah! And which sweetheart would this be that you're talking about – darling?

E nei! Ko tēhea whaiāipo ōu tēnā i kōrerohia nā e koe – e te tau?

Hākoro: Who else is there but you?
Ko wai atu i a koe?

Hākui: Don't try and grease up to me with that sweet mouth. You have never been able to remember our first kiss!
Kāti rā tō patipati mai me tēnā waha reka. Kua kore rawa koe i te maumahara ki tā tāua kihi tuatahi!

Hākui: I remember hearing my heart beat in my ears and all of the emotions when his hand touched mine. I remember the hundreds of love letters and poems I wrote for him.
Ka maumahara ahau ki taku manawa e patupatu ana i ōku tarika me ōku kare-ā-roto i te pā mai o tōna rika ki tōku. Ka maumahara hoki au ki kā tini reta aroha me kā mōteatea i tuhi au mōhona

Hākoro: Get you! I never got any poems!
E kī, e kī! Kua kore au e whiwhi mōteatea!

Hākui: That's because I wasn't talking about you.
Nā te mea, kāore au i te kōrero mōhou.

Hākoro: So then, who is this guy you are talking about.
Tēnā, ko wai te tāne rā i kōrerohia e koe?

Hākui: Ha, ha. Have you learnt your lesson or not. You can give it but you can't take it aye!
Anyway, back to Manawa – I am worried about him. What will we do if he get's his heart broken, or if it's unrequited love?
Ha, ha. Āe rānei kua mau tō iro? He māmā te tuku atu, ekari mō te mau tino kore rawa atu nei. Kāti rā, kia hoki ki a Manawa, kai te maharahara au mōhona. Ka aha tāua menā ka hika ia i te mate aroha, i te rikahoea rānei?

Hākoro: Whatever happens, he's a bright boy. He'll settle down in his own time
Pai tū, pai hika, he tama atamai ia. Ka tau anō a ia ā tōna nā wā.

Hākui: What? Like his father?
Nei? Pērā mē tōnā hākoro?

Hākoro: That's right!
Āe, koina!

We've introduced a number of new kīwaha, kupu whakarite and whakataukī in this book and although we are not trying to be all cheesy and get you to speak in proverbs every time you open your mouth, I still think there's room for a few more – especially a few of our own Kāi Tahu whakataukī.

Te kopa iti a Raureka The small purse of Raureka's.

This is a great Kāi Tahu equivalent for the much used whakataukī:

Ahakoia he iti, he pounamu – even though it is small, it is pounamu.

The point is the age-old argument that size doesn't matter – and although I'm not going to get into this debate at length...its essence is the true value of all things irrespective of size. This whakataukī is often used when small gifts are presented, that despite their size reflect a much greater sense of aroha and feeling, and therefore, worth.

Raureka was the woman who is credited with introducing pounamu to the East Coast of Te Waipounamu. She carried her prized pounamu from Te Tai o Poutini in her kopa or purse. The whakataukī was then derived from the fact that even though her purse was small, it contained a great treasure within.

E ō moho – A snack for the journey.

This is a neat little whakataukī that was used for a gift of food given to someone for their journey. 'Ō' refers to the provisions for a journey and the Moho is our rare manu that we also use for the series of these books 'Te Hū o Moho'. A northern version of this is; ō kākā, or ō manapou. The whakataukī comes from the practice of these manu to keep little bits of food clenched in their claws to eat at a later time.

This whakataukī is a great one to use for the tamariki when offering little snacks in the car or after school, or when giving them the odd treat as a means of getting them out of the house for 10 minutes of peace – with the phrase:

E/He ō moho māhau? – Do you want a snack? (for your journey out the door!)

Kanohi kai nukere – The eye to see the seal in the dark.

This is a whakataukī that was used to refer to someone who had a keen eye, or was good at seeing in the dark. It could be used for a 'nit picker' – or someone who is really pedantic about picking up the little things, or just as a compliment for someone who can see the finer details!

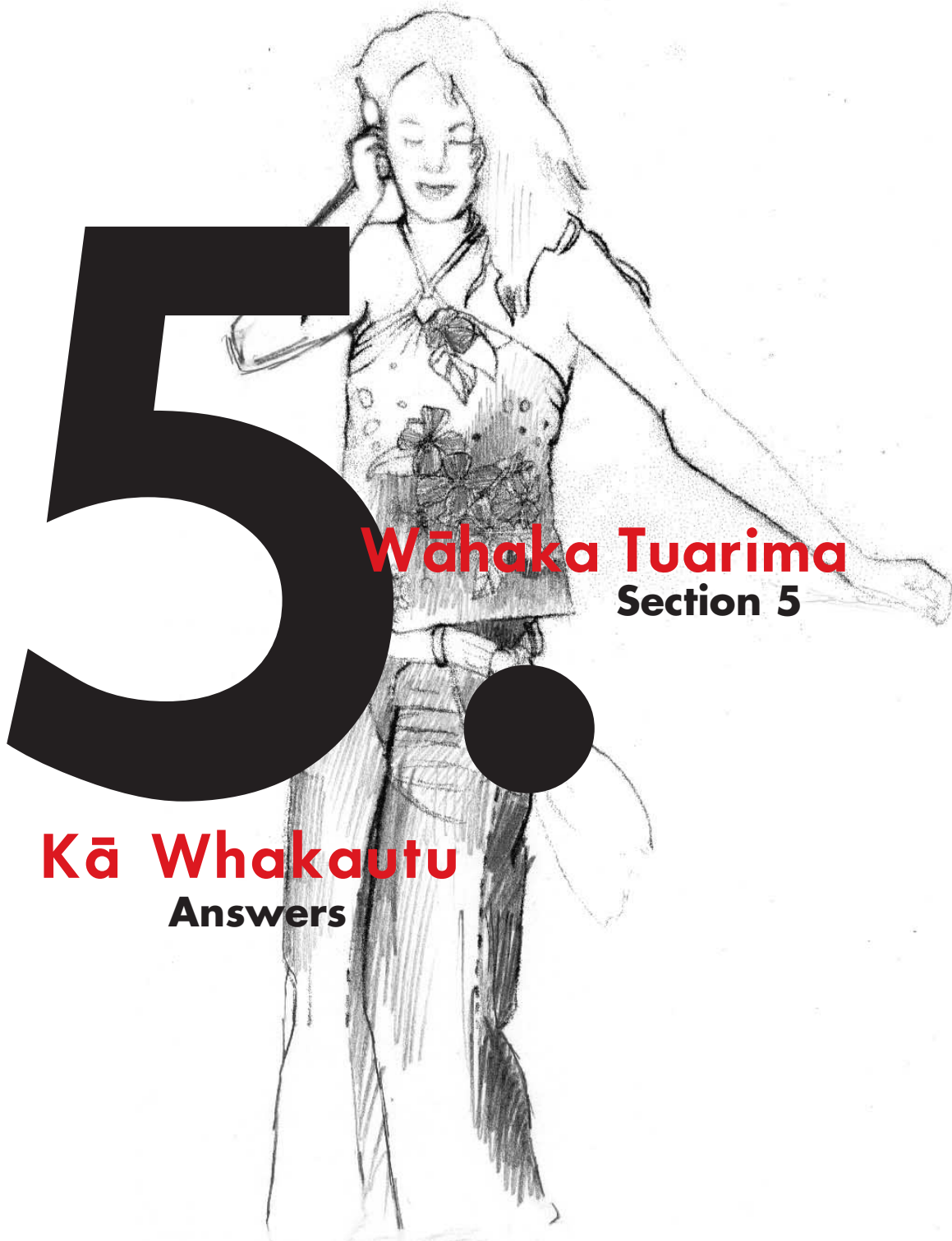
Kupu whakamutuka

Well fellow te reo enthusiasts, another book bites the dust! I sincerely hope that you have got to this point and are still enthusiastic, because you should be! That's not so much a command as a compliment for reaching this point and acknowledging the hard work required to get here.

Enthusiasm, motivation and commitment are all essential components of learning a second language, and it's almost as if you need a double hit of them all when you embark on the task of learning te reo. There are always so many obstacles that we face along the way, the biggest usually being the time required to invest in it and finding the time and the people to practice it.

When it all seems too overwhelming, just remember that every little bit helps – every word, every phrase that we can normalise in our whānau and communities is another word or phrase that our tamariki and mokopuna will be able to take for granted. By putting the hard yards in now, they won't have to in years to come. So we'll end this pukapuka with the catch phrase... "Do it for the people!" – no pressure of course – and just in case you're not 100% sure, I'm referring to your efforts to learn your reo for your iwi.

Kia kaha tou rā koutou. Mahia te mahi, kōrerohia te kōrero, waiataia te waiata, puritia te reo kia mau, kia ita! Mō tātou, ā, mō kā uri ā muri ake nei.



Wāhaka Tuarima
Section 5

Kā Whakautu
Answers

1.1

1. Kāore te pēpi i taki ki tōna hākui.
2. Kāore a Maru i patu i tōna tuakana.
3. Kāore kā tamariki i kai i ā rātou kai.
4. Kāore a Hākoro i pānui i te pukapuka.
5. Kāore a Hākui i kōrero ki a Hākoro.
6. Kāore a Poutū i mātakitaki i te pouaka whakaata.
7. Kāore ōku mātua i hoko i te kai.
8. Kāore māua ko Manu i haere ki te toa.
9. Kāore ahau i tuhi i tētahi whakaahua.

1.2

1. Kāore a Hine i te haere ki tōna ruma.
2. Kāore a Maru e hīkoi ana ki te toa.
3. Kāore a Kahu i tiki i kā weruweru.
4. Kāore anō a Raki kia horoi i kā rīhi.
5. Kāore a Poutū i te haere ki te papa tākaro.
6. Kāore anō a Roimata kia tunu i te keke.
7. Kāore a Taki i te whakatika i tōna ruma moe.
8. Kāore a Kura e waea atu ki ō rāua mātua.
9. Kāore kā tamariki e mahi ana i ā rātou mahi kāika.
10. Kāore a Hākui e kohete i a Manawa.

1.3

1. Kāore au i te kōrero i te waea.
2. Kāore anō rāua kia waea mai.
3. Kāore au e kōrero ki tō hoa.
4. Kāore kā tamariki i kai i te ata nei, or
Kāore kā tamariki i kai i tēnei ata.
5. Hākui, kāore anō a Poutūteraki kia mahi/whakatika i tōna rara/moeka.
6. Kāore te pēpi e moe ana, or
Kāore te pēpi i te moe.
7. Kāore ia i te tuhi ki tana whaiāipo, or
Kāore ia e tuhi ana ki tana whakāipo.
8. Kāore a Hākui Roimata mā e haere mai ki te kai/tina ā tēnei pō.
9. Kāore koe e puta i te whare i ēnā weruweru e tama.
10. Kāore anō a Tāne kia whakahoki mai i tōku wharekuha pai.

1.4

- [KH] Kia ora/Tēnā koe.
[KT] Kia ora ko Tama tēnei.
[KH] Kia ora e hoa, kai te pēhea/e pēhea ana koe?
[KT] Kua pau taku hau, me koe hoki? or
Kai te rūhā, kai te pēhea hoki koe?
[KH] Ā, ko taua āhua anō! Kai te hiahia kōrero koe ki a Moana?
[KT] Kāore, ko Piki tāku hiahia, kai konā ia? or
Kāore, kai te hiahia kōrero au ki a Piki, kai konā ia?
[KH] Āe, ekari kai te kai tou ia i tana tina, kai te hiahia tatari koe kia wātea ia?
[KT] Kāo, kai te pai, māhau e kī atu i waea atu au. Ka waea atu anō ā muri i te kai.
[KH] Āe, māhaku e kī atu.
[KT] Kia ora e hoa, hai konā mai.
[KH] Āe, hai konā rā.

1.5

- | | |
|---------------------------|-----------------------------------|
| 1. Kai konā a | 6. Kai te hiahia whakarere karere |
| 2. Kua haere kē | 7. kāore i a ia taku nama |
| 3. Kai te hiahia kōrero | 8. He aha tō nama waea? |
| 4. māhaku ia e rapu. | 9. waea whakahoki mai |
| 5. kāore hoki ia i konei. | 10. hai konā. |

1.6

- | | |
|---|---|
| 1. Kua roa rawa atu tō kōrero i te waea. | i. You've been talking on the phone for ages. |
| 2. I te tīwaha mai taku taina o. ki taku tarika. | My brother was yelling in my ear. |
| 3. Kāore au i te kōrero ki kā a. kawekawe kōrero. | I don't speak to tell-tales. |
| 4. Kāore e taea e au te karo | e. I can't avoid it. |
| 5. Hēoi anō me haere atu au o. ināianeī . | however I'm going to have to go now. |
| 6. Kai te whakapōrearea mai i. taku taina. | My brother is annoying me. |
| 7. Kai te manawareka koe ināianeī Poutū? | o. Are you satisfied now Poutū? |
| 8. Kauraka e whakapae mai e. ki ahau. | Don't blame me. |

1.7

- | | |
|---------------------------------|--|
| 1. He rite tou tō kōrero. | i. You're always like that (doing that). |
| 2. Hai aha tāhau. | o. Never mind yours. |
| 3. Ei, ehara! | u. Not even! |
| 4. Nō Kāti Hinekato koe. | a. What a liar. |
| 5. Nāhau anō tō mate i kimi. h. | You caused your own grief. |
| 6. Ākene koe i au, ākene! | e. I'm going to get you. |

2.1

1. I patua tōna tuakana e Maru.
2. I tāhaetia ōku hū e Hinepounamu.
3. I kaika ā rātou kai e kā tamariki.
4. I pānuitia te pukapuka e Hākoro.
5. I riria a Hākoro e Hākui.
6. I kitea tana taoka rā whānau e Poutū.
7. I hokona te kai e ōku mātua.
8. I whāia tērā kōtiro e Manawa.
9. I tuhia tētahi whakaahua e au (ahau).
10. I waiatatia tana waiata aroha e Manawa.

2.2

1. Maru's elder brother was hit by him.
2. My shoes were stolen by Hinepounamu.
3. Their food was eaten by the children.
4. The book was read by Hākoro.
5. Hākoro was yelled at by Hākui.
6. His birthday present was seen by Poutū.
7. The food was brought by my parents.
8. That girl was chased by Manawa.
9. A picture was drawn by me.
10. Her love song was sung by Manawa.

2.3

1. Māhau e haere ki te karaka atu ki a Manawa.
2. Māhau ērā atu weruweru e horoi.
3. Nāhana tō rāua ruma i whakatikatika.
4. Nā wai te kurī i whākaī?
5. Māhau te waea e hari atu ki a Hākui / Māmā.
6. Mā rāua te pēpi e tiaki. Nā Poutū ia i tiaki inanahi, ā, mā Manawa rāua ko Rereata ia e tiaki āpōpō.
7. Māhaku te papa e horoi, māhau te papa mahi i te kīhini e ūkui.
8. Māhau aku pukapuka e tiki mai e ko?
9. Mā wai te miraka e tiki mā te parakuihi?
10. Mā Hinepounamu ngā tētahi whakaahua e tuhi.
11. Māhana tērā panekoti e whakahoki atu ki a Rereata?
12. Mā wai ahau e āwhina ki te hari i te kai?
13. Mā rātou te tatau e raka ā te mutunga o te hui.
14. Māhaku koe e tiaki e taku tau!

2.4

- | | |
|-----------|-----------|
| 1. māhau | 7. nāhaku |
| 2. māhaku | 8. māhau |
| 3. māhau | 9. nāhau |
| 4. māhaku | 10. māhau |
| 5. māhau | 11. māhau |
| 6. nā wai | |

3.1

- | | |
|-------|--------|
| 1. He | 6. Ko |
| 2. He | 7. He |
| 3. Ko | 8. Ko |
| 4. Ko | 9. He |
| 5. He | 10. Ko |

3.2

- | | |
|-------------------------------------|------------------------------------|
| 1. He aha tēnā i roto i ō rīkarika? | 6. He aha tēnei rā? |
| 2. He pukapuka pai tēnā? | 7. Ko te Māne tēnei. |
| 3. Ko taku tāina tēnei. | 8. He kaiako ahau i te reo Māori. |
| 4. Ko wai tō kaiako hōu? | 9. Ko au te kaiako o te reo Māori. |
| 5. He aha te wā o te pikitia? | 10. Ko Ahuru tōku ikoa whānau. |

3.3

1. Māhau anō e kimi āu whakahoki.
You find out your answers yourself.
2. Mā tō kaihana āu mahi nanakia e mahi.
Your cousin will do your dirty work.
3. Māhaku kā tikiti me te kai e hoko.
I will buy the tickets and the food.
4. Māhau ahau e hari atu.
You will / can take me.
5. Māhau ahau e tiaki.
You will/can look after me.
6. Māhaku koe e hari atu.
I will take you.
7. Māhaku e waea atu āpōpō.
I will call tomorrow.
8. Mā tāua tahi te waka haere e whakarite.
You and I will/can both sort out the transport.

3.4

- | | |
|----------------------|-----------------|
| 1. Hinekarō makere | 6. E rua, e rua |
| 2. Hai aha tāhau | 7. Mō taku hē |
| 3. Nō hea hoki tāhau | 8. E kī, e kī |
| 4. Mata kōhore | 9. E aua |
| 5. Tarika kōhatu | 10. Kutu kuia |

4.1

1. Mauria mai ētahi atu koa.
Can you bring some others please.
2. Takohia tētahi atu e tama, kai te tipu tou koe.
Take another one boy, you're still growing.
3. Ko wai atu ō hoa i te kura?
Who else are your friends at school?
4. Kai te pai Hākui, kua kitea tētahi atu kokomo.
It's okay Mum, I've found another shirt.
5. He rawe tērā atu whakaahua ki a au.
I like that other painting.
6. Waiho ēnā Poutū, mā ērā atu tamariki kā rīhi e horoi.
Leave those Poutū, those other children can wash the dishes.
7. Ko tētahi atu take kāore au i te kōrero ki a Hine ko tēnei ...
Another reason I wasn't talking to Hine was this...
8. Kāore he wahine kai tua atu i a ia.
There is no other woman beyond (greater than) her.

4.2

1. Nō mai rānō te āhua o kā taitamariki.
2. Kāore koe i te maumahara?
3. Ko tēhea whaiāipo ōu tēnā i korerohia nā e koe.
4. Kātahi nā te ruma paru ko tōna!
5. Ko tōna noa he mate kanahe ki tāna wahine.
6. He rite tou tērā tamaiti ki te whakapau wā.

7. Ko wai atu i a koe?
8. Nā te mea, kāore au i te kōrero mōhou
9. Koina!
10. Hai aha rā e hoa
11. Rikahoea
12. I te pā mai o tōna rika ki tōku
13. E kī, e kī!
14. Kāore ia i te mahi i āna mahi kura
15. Ko wai te tāne rā i korerohia e koe?
16. Ā tōna nā wā.
17. Kāti rā tō patipati mai
18. Āe rānei kua mau tō iro?
19. He mama te tuku atu
20. He tama atamai ia.
21. Ko te āhua tou o tōna pakeke.
22. Pai tū, pai hika

Rāraki Kupu Glossary

Rāraki Kupu

Āhua
Āpōpō
Atamai
Ātaahua
Anuheia

Haora
Hāpaitia
Hari koa
Hēneti
Hiahia
Hiki
Hikina
Hiamo
Hinekarō Makere
Hōhā
Hoko
Hokona
Hopi
Horoi
Huaki
Huakina
Huanui

Inanahi
Inu
Inumia
Ipuraki
Iti

Kupu Pākehā

Shape, form, characteristic
Tomorrow
Clever
Beautiful
Ugly

Hour
Support it
Happy/joyous
Cent(s)
Want/wish for/desire
Lift up
Lift it
Excited/Thrilled

Frustrated/Bored/Tedious
Buy
Buy it
Soap
Wash
Open
Open it
Path/road

Yesterday
Drink
Drink it
Internet
Small

Kupu Taurite

Koi
Weriweri, Hako

Nanawe
Hinengaro Makere

Huarahi, Ara

Ipurangi
Paku, Riki



Kaha	Strong	
Kahu	Garment	
Kahu horoi	Washing (clothes)	
Kai	Eat/food	
Kaihana	Cousin	
Kaika	Eat it	Kainga
Karaka	Call	Karanga
Karere	Message	
Kare ā roto	Emotions	
Kāti	Close/Stop	
Katia	Close it/Stop it	
Kāuta	Kitchen	
Kawekawe kōrero	Telltale-tit/gossip	
Keke	Cake	
Kimi	Search/Seek	
Kite	To see/look	
Kino	Bad	
Kohete	Growl	
Kohi [kohi]	To gather/collect	
Koikore	Weak	Ngoi Kore
Kokomo	Jersey/Shirt	
Komo	Put on/insert into	
Komohia	Insert into it	
Kōna	Over there (by you)	
Kōnei	Here	
Kōrero	Talk/Speak	
Kura	School	
Mahi kāika	Homework	Mahi Kāinga
Manaaki	Look after/respect	
Manaakitia	Look after it/respect it	
Manahau	Joyous	
Manawapā	Anxious	
Manawarau	Uneasy	
Manawareka	Satisfied	
Matakuikui	Talkative/Joyous	
Mātiti	Peg	
Mātakitaki	Watch	
Mata Kōhore	Thick (idiotic)	
Mātao	Cold	
Mate Kanahe	Love sick	Mate Kanehe
Mauka	Mountain	Maunga
Maumahara	To remember	
Mehemea	If	
Miraka	Milk	
Moe	Sleep	
Momona	Fat	
Moni	Money	
Mōteatea	Poetry	
Muku	To rub/Wipe	
Mukua	Rub it	

Nama
Nanakia
Natu
Nui / Rahi

Number
Mischief
Vexed
Big

Pahi
Pai
Paihikara
Pakeke
Paki
Pakia
Paku/Pakupaku
Pānuitia
Papa tākaro
Papouri
Para
Paraikete
Parāoa
Patapatai
Patu
Paura horoi weruweru
Pēke
Pene
Penehinu
Pene rākau
Pene whītau
Pēreti
Pihikete
Pipi
Pōauau
Pōkaikaha
Pōraka
Poto
Pōturi
Pouaka
Pouaka whakaata
Pūhaehae
Pukapuka
Pūotu
Pūrotu
Pūrere horoi
Pūtea
Putiputi

Bus
Good
Bicycle
Adult
Slap/clap
Slap it
Small
Read it
Playing field, park
Sad
Game, play
Blanket
Bread, Flour
To frequently question
Hit
Washing powder
Bag
Pen
Petrol
Pencil
Felt pen
Plate
Biscuit
Cockle
Confused/mistaken
Confused/in doubt
Jersey
Short
Slow
Box
Television
Jealous
Book
Sink
Handsome/agreeable
Washing machine
Washing basket
Flower

Iti, Riki

Rahi
Rapu
Rare
Rawe
Rīhi
Rikarika
Riki/Ririki
Riri
Ruma
Ruma noho

Big/Large
Search/seek
Lolly
Agreeable/Delightful
Dishes
Hands/arms
Small
Angry
Room
Lounge

Nui

Ringaringa
Paku, Iti



Rūri	Ruler	
Roa	Long	
Taara	Dollar	
Tahae	Theft/to steal	
Taihoa	Wait	
Takariri	Angry	
Taki	Cry	Tangi
Tako	Take off/Take away	Tango
Takohia	Take it off	Tangohia
Tamariki	Children	
Taoka	Gift/prized possession	Taonga
Tarau roto	Underpants	
Tatari	To wait for	Whanga
Taua	That aforementioned	
Tāua	You and I (Us)	
Tūua	Grandmother	Kuia
Tauera	Towel	
Tauera iti	Flannel	
Taura weruweru	Clothes line	
Tēpu	Table	
Tēpu tīni	Change table	
Tereina	Train	
Tere	Fast	
Tētahi	A	
Tiaki	To look after/care for	
Tiakina	Take care of it	
Tiki	To fetch/get	
Tikina	Fetch it	
Tina	Supper/dinner	
Tio	Oyster	
Tiwaha	Screech/yell	
Toa	Shop	
Tōkena	Socks	
Tuhia	Write/draw it	
Tunu	Cook/Bake	
Tūpuhi	Thin	
Ture	Rules	
Ūkui	Wipe/Erase	
Ūkuia	Wipe it	
Waea	Phone/telephone	
Waiata	Song/to sing	
Wai hopihopi	Detergent	
Waimārie	Fortunate	Māringanui
Weriweri	Ugly	Anuheā
Weruweru	Clothing	Kākahu , pūweru
Whaiaipō	Lover/Spouse	
Whakaae	To agree/accept	

Whakaahua	Picture
Whakaaro	To think/thoughts
Whakahokia	Return it
Whākai	To feed
Whakakahau	Celebration/Party
Whakamaui	Put it on
Whakamaroke	To make something dry
Whakapae	Acuse/blame
Whakapōrearea	Being tiresome
Whakarite	To prepare/make ready
Whakatoi	To be cheeky/tease
Whare Kūhā	Trousers/pants
Whiua	Throw it
Whiwhi	To receive/gain
Whutupaoro	Football, rugby

Whakangahau

Rāraki Pukapuka Bibliography

Unpublished

Tahu Pōtiki	<i>Kāi Tahu Reo – Dialect Research</i>
Te Puni Kōkiri	Kei Roto i te Whare

TE HŪ O MOHO BOOK 4

TE PĪRERE

Mate ana he tētēkura, ara mai he tētēkura, mutu ana tētahi pukapuka, ara mai he pukapuka anō! Āe rā e hoa mā, kua puta mai tētahi atu pukapuka hai wero atu i te hinekaro, hai whakamahi i a tarika rāua ko arero ki te whakaora anō i tō tātou reo Māori.

Nā reira, nāia Te Manu Pīrere tēnei e tioro atu nei!

Just when you thought your mahi with Te Hū o Moho had finished – we go and write another! Yes my friends, yet another book to challenge your minds and get those ears and tongues working to revive our Māori language. So here we have it, Te Pīrere singing out.



NGAI TAHU Development



Mā te Reo, Me te Reo, Mō te Reo